


**ADOPTED COPY**

**State Filing Year 2017**

**Note: This Budget document is for Fiscal Years Beginning Jan. 1, 2017 to Dec. 31, 2017**

	<u>Start Year</u>	<u>End Year</u>
Fiscal Year	<b>2017</b>	<b>2017</b>



**Authority Budget of:**

***Jersey City Redevelopment Agency***

***For the Period:***

***January 1, 2017 to December 31, 2017***

**<http://thejcra.org/>**

**Authority Web Address**

**Department Of**



**Community  
Affairs**

***Division of Local Government Services***

**2017 AUTHORITY BUDGET**

**Certification Section**

2017

**Jersey City Redevelopment Agency**  
(Name)

**AUTHORITY BUDGET**

FISCAL YEAR: FROM January 1, 2017 TO December 31, 2017

*For Division Use Only*

**CERTIFICATION OF APPROVED BUDGET**

*It is hereby certified that the approved Budget made a part hereof complies with the requirements of law and the rules and regulations of the Local Finance Board, and approval is given pursuant to N.J.S.A. 40A:5A-11.*

*State of New Jersey  
Department of Community Affairs  
Director of the Division of Local Government Services*

By: Paul D. Cwert CPA, RMA Date: 1/9/2017

**CERTIFICATION OF ADOPTED BUDGET**

*It is hereby certified that the adopted Budget made a part hereof has been compared with the approved Budget previously certified by the Division, and any amendments made thereto. This adopted Budget is certified with respect to such amendments and comparisons only.*

*State of New Jersey  
Department of Community Affairs  
Director of the Division of Local Government Services*

By: Paul D. Cwert, CPA, RMA Date: 1/24/2017

# 2017 PREPARER'S CERTIFICATION

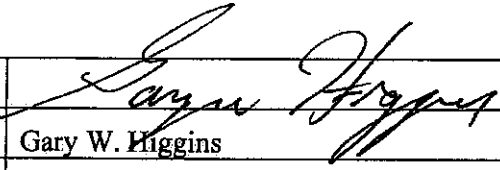
## Jersey City Redevelopment Agency (Name)

### AUTHORITY BUDGET

FISCAL YEAR: FROM: January 1, 2017 TO: December 31, 2017

It is hereby certified that the Authority Budget, including both the Annual Budget and the Capital Budget/Program annexed hereto, represents the members of the governing body's resolve with respect to statute in that: all estimates of revenue are reasonable, accurate and correctly stated; all items of appropriation are properly set forth; and in itemization, form and content, the budget will permit the exercise of the comptroller function within the Authority.

It is further certified that all proposed budgeted amounts and totals are correct. Also, I hereby provide reasonable assurance that all assertions contained herein are accurate and all required schedules are completed and attached.

Preparer's Signature:			
Name:	Gary W. Higgins		
Title:	Auditor		
Address:	17-17 Route 208 Fair Lawn, NJ 07410		
Phone Number:	201-791-7100	Fax Number:	201-791-3035
E-mail address:	ghiggins@lvhcpa.com		

# 2017 APPROVAL CERTIFICATION

## Jersey City Redevelopment Agency


(Name)

### AUTHORITY BUDGET

**FISCAL YEAR:**            **FROM:**        January 1, 2017            **TO:**        December 31, 2017

It is hereby certified that the Authority Budget, including all schedules appended hereto, are a true copy of the Annual Budget and Capital Budget/Program approved by resolution by the governing body of the Jersey City Redevelopment Agency, at an open public meeting held pursuant to N.J.A.C. 5:31-2.3, on the 20th day of December, 2016.

It is further certified that the recorded vote appearing in the resolution represents not less than a majority of the full membership of the governing body thereof.

Officer's Signature:			
Name:	David P. Donnelly		
Title:	Executive Director		
Address:	66 York Street, 2nd Floor Jersey City, NJ 07302		
Phone Number:	201-761-0819	Fax Number:	201-761-0831
E-mail address	DDonnelly@jcnj.org		

# INTERNET WEBSITE CERTIFICATION

**Authority's Web Address:** http://thejcra.org/

All authorities shall maintain either an Internet website or a webpage on the municipality's or county's Internet website. The purpose of the website or webpage shall be to provide increased public access to the authority's operations and activities. N.J.S.A. 40A:5A-17.1 requires the following items to be included on the Authority's website at a minimum for public disclosure. Check the boxes below to certify the Authority's compliance with N.J.S.A. 40A:5A-17.1.

- A description of the Authority's mission and responsibilities
- Commencing with 2013, the budgets for the current fiscal year and immediately preceding two prior years
- The most recent Comprehensive Annual Financial Report (Unaudited) or similar financial information
- Commencing with 2012, the annual audits of the most recent fiscal year and immediately two prior years
- The Authority's rules, regulations and official policy statements deemed relevant by the governing body of the authority to the interests of the residents within the authority's service area or jurisdiction
- Notice posted pursuant to the "Open Public Meetings Act" for each meeting of the Authority, setting forth the time, date, location and agenda of each meeting
- Beginning January 1, 2013, the approved minutes of each meeting of the Authority including all resolutions of the board and their committees; for at least three consecutive fiscal years
- The name, mailing address, electronic mail address and phone number of every person who exercises day-to-day supervision or management over some or all of the operations of the Authority
- A list of attorneys, advisors, consultants and any other person, firm, business, partnership, corporation or other organization which received any remuneration of \$17,500 or more during the preceding fiscal year for any service whatsoever rendered to the Authority.

It is hereby certified by the below authorized representative of the Authority that the Authority's website or webpage as identified above complies with the minimum statutory requirements of N.J.S.A. 40A:5A-17.1 as listed above. A check in each of the above boxes signifies compliance.

Name of Officer Certifying compliance

David P Donnelly

Title of Officer Certifying compliance

Executive Director

Signature

D P Donnelly

16-12-27

# 2017 AUTHORITY BUDGET RESOLUTION

## Jersey City Redevelopment Agency

(Name)

FISCAL YEAR: FROM: January 1, 2017 TO: December 31, 2017

WHEREAS, the Annual Budget for the Jersey City Redevelopment Agency for the fiscal year beginning, January 1, 2017 and ending, December 31, 2017 has been presented before the governing body of the Jersey City Redevelopment Agency at its open public meeting of December 20, 2016; and

WHEREAS, the Annual Budget as introduced reflects total revenues of \$ 11,368,396, total appropriations of \$ 11,368,396 and

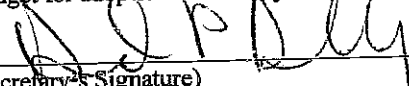
WHEREAS, there are no anticipated capital projects, therefore no Capital Budget is presented; and

WHEREAS, the schedule of rates, fees and other charges in effect will produce sufficient revenues, together with all other anticipated revenues to satisfy all obligations to the holders of bonds of the Authority, to meet operating expenses, capital outlays, debt service requirements, and to provide for such reserves, all as may be required by law, regulation or terms of contracts and agreements; and

NOW, THEREFORE BE IT RESOLVED, by the governing body of the Jersey City Redevelopment Agency, at an open public meeting held on December 20, 2016 that the Annual Budget, including all related schedules, of the Jersey City Redevelopment Agency for the fiscal year beginning, January 1, 2017 and ending, December 31, 2017 is hereby approved; and

BE IT FURTHER RESOLVED, that the anticipated revenues as reflected in the Annual Budget are of sufficient amount to meet all proposed expenditures/expenses and all covenants, terms and provisions as stipulated in the said Authority's outstanding debt obligations, capital lease arrangements, service contracts, and other pledged agreements; and

BE IT FURTHER RESOLVED, that the governing body of the Jersey City Redevelopment Agency will consider the Annual Budget for adoption on January 17, 2017.

  
(Secretary's Signature)

December 20, 2016  
(Date)

Governing Body Member:	Recorded Vote		Abstain	Absent
	Aye	Nay		
Rolando R. Lavarro, Jr.	✓			
Evelyn Farmer	✓			
Samuel A. Berman	✓			
Donald R. Brown	✓			
Diane Coleman	✓			✓
Erma D. Greene	✓			
Russell J. Verducci				✓

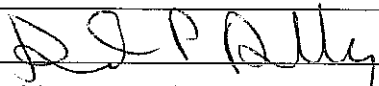
# 2017 ADOPTION CERTIFICATION

## Jersey City Redevelopment Agency (Name)

### AUTHORITY BUDGET

**FISCAL YEAR:**      **FROM:**      January 1, 2017      **TO:**      December 31, 2017

It is hereby certified that the Authority Budget and Capital Budget/Program annexed hereto is a true copy of the Budget adopted by the governing body of the Jersey City Redevelopment Agency, pursuant to N.J.A.C. 5:31-2.3, on the 17th day of, January, 2017.

Officer's Signature:			
Name:	David P. Donnelly		
Title:	Executive Director		
Address:	66 York Street, 2nd Floor Jersey City, NJ 07302		
Phone Number:	201-761-0819	Fax Number:	201-761-0831
E-mail address	DDonnelly@jcnj.org		



# 2017 ADOPTED BUDGET RESOLUTION

## Jersey City Redevelopment Agency (Name) AUTHORITY

**FISCAL YEAR:** FROM: January 1, 2017 TO: December 31, 2017

WHEREAS, the Annual Budget for the Jersey City Redevelopment Agency for the fiscal year beginning January 1, 2017 and ending, December 31, 2017 has been presented for adoption before the governing body of the Jersey City Redevelopment Agency at its open public meeting of January 17, 2017; and


WHEREAS, the Annual as presented for adoption reflects each item of revenue and appropriation in the same amount and title as set forth in the introduced and approved budget, including all amendments thereto, if any, which have been approved by the Director of the Division of Local Government Services; and

WHEREAS, the Annual Budget as presented for adoption reflects Total Revenues of \$ 11,368,396, Total Appropriations of \$11,368,396 and

WHEREAS, there are no anticipated capital projects, therefore no Capital Budget is presented; and

NOW, THEREFORE BE IT RESOLVED, by the governing body of Jersey City Redevelopment Agency, at an open public meeting held on January 17, 2017 that the Annual Budget of the Jersey City Redevelopment Agency for the fiscal year beginning, January 1, 2017 and, ending, December 31, 2017 is hereby adopted and shall constitute appropriations for the purposes stated; and

BE IT FURTHER RESOLVED, that the Annual Budget as presented for adoption reflects each item of revenue and appropriation in the same amount and title as set forth in the introduced and approved budget, including all amendments thereto, if any, which have been approved by the Director of the Division of Local Government Services.

  
\_\_\_\_\_  
(Secretary's Signature)

January 17, 2017  
(Date)

Governing Body Member:	Recorded Vote			
	Aye	Nay	Abstain	Absent
Rolando R. Lavarro, Jr.	✓			
Evelyn Farmer	✓			
Samuel A. Berman	✓			
Donald R. Brown	✓			
Erma D. Greene	✓			
Russell Verducci				✓

**2017 AUTHORITY BUDGET**

**Narrative and Information Section**

**2017 AUTHORITY BUDGET MESSAGE & ANALYSIS**  
**Jersey City Redevelopment Agency**  
(Name)

**AUTHORITY BUDGET**

**FISCAL YEAR:**      **FROM:**      January 1, 2017      **TO:**      December 31, 2017

*Answer all questions below. Attach additional pages and schedules as needed.*

1. Complete a brief statement on the 2017 proposed Annual Budget and make comparison to the 2016 adopted budget for each operation. Explain any variances over +/-10% (**As shown on budget page F-4 explain the reason for changes for each appropriation changing more than 10%**) for each line item by operation. Explanations of variances should include a description of the reason for the increase/decrease in the budgeted line item, not just an indication of the amount and percent of the change. Attach any supporting documentation that will help to explain the reason for the increase/decrease in the budgeted line item. For example, if anticipated service charges have increased 15% due to an increase in rates, provide a copy of the resolution authorizing the rate increase.
2. Complete a brief statement on the impact the proposed Annual Budget will have on Anticipated Revenues, especially service charges and on the general purpose/component unit financial statements. Explain significant increases or decreases, if any. An increase or decrease is considered significant if it is over +/-10% (**As shown on budget page F-2 explain reason for change for each revenue changing more than 10%**) from the current year adopted budget.
3. Describe the state of the local/regional economy and how it may impact the proposed Annual Budget, including the planned Capital Budget/Program.
4. Describe the reasons for utilizing Unrestricted Net Position in the proposed Annual Budget, i.e. rate stabilization, debt service reduction, to balance the budget, etc. If the Authority's budget anticipates a use of Unrestricted Net Position, this question must be answered.
5. Identify any sources of funds transferred to the County/Municipality as a budget subsidy or a shared service and explain the reason for the transfer (i.e.: to balance the County/Municipality budget, etc.).
6. The proposed budget must not reflect an anticipated deficit from 2017 operations. If there exists an accumulated deficit from prior years' budgets (and funding is included in the proposed budget as a result of a prior deficit) explain the funding plan to eliminate said deficit (N.J.S.A. 40A:5A-12). If the Authority has a net deficit reported in its most recent audit, it must provide a deficit reduction plan in response to this question. (**Prepare a response to deficits caused by the implementation of GASB 68**)
7. Attach a schedule of the Authority's existing rate structure (connection fees, parking fees, service charges, etc.) **if it has been changed since the prior year budget submission** and a schedule of the proposed rate structure for the upcoming fiscal year. Explain any proposed changes in the rate structure and attach the resolution approving the change in the rate structure, if applicable.

JERSEY CITY REDEVELOPMENT AGENCY  
2017 BUDGET  
Page N-1 addendum

1. (a) The proposed 2017 budget increased \$39,096 (or 0.3%) when compared to the 2016 budget.  
  
(b) 2017 Administration Other – Office Expense increased \$5,500 (or 18.6%) based on anticipated increases in related costs.  
  
(c) 2017 Administration Other – Insurance appropriations increased by \$48,500 (or 38.3%) reflecting anticipated increase in rates in the year 2017.  
  
(d) Administration Other – Miscellaneous appropriations increased by \$3,400 (or 17%) due to certain costs associated with the termination of an employee.  
  
(e) 2017 Cost of Providing Services Other – The CDBG Grant related Development Costs are anticipated to decrease by \$7,040,000 or 79%, due to projected 2017 grant activity. The combined Grant Development costs are anticipated to decrease by \$107,804 (or 1%) based on other anticipated grant related development activity for the year 2017.
  
2. (a) 2017 Other Operating Revenues – Rent/User Fees increased \$200,000 as a result of a lease revision effective in 2017.  
  
(b) 2017 Other Operating Revenues – Development Grants, the CDBG Grant is anticipated to decrease by \$7,040,000 or 79%, this is largely offset by other Development Grants. This is based on anticipated grant related development activity for the year 2017 and anticipated grant utilization to offset the costs associated with the new redevelopment expenses presented in Item 1(e) above.  
  
(c) 2017 Non-Operating Revenues Interest Earned – increased by \$10,000 due to higher cash balances and interest rates in 2017.
  
3. The proposed 2017 budget will have no impact on the local economy.
  
4. Not Applicable
  
5. Not Applicable
  
6. There is no deficit.
  
7. Not Applicable

## AUTHORITY CONTACT INFORMATION 2017

Please complete the following information regarding this Authority. All information requested below must be completed.

<b>Name of Authority:</b>	Jersey City Redevelopment Agency		
<b>Federal ID Number:</b>	22-6002881		
<b>Address:</b>	66 York Street, 2nd Floor		
<b>City, State, Zip:</b>	Jersey City	NJ	07302
<b>Phone: (ext.)</b>	201-761-0819	<b>Fax:</b>	201-761-0831

<b>Preparer's Name:</b>	Gary W. Higgins		
<b>Preparer's Address:</b>	17-17 Route 208		
<b>City, State, Zip:</b>	Fair Lawn	NJ	07410
<b>Phone: (ext.)</b>	(201) 791-7100	<b>Fax:</b>	(201) 791-3035
<b>E-mail:</b>	ghiggins@lvhcpa.com		

<b>Chief Executive Officer:</b>	David P. Donnelly Executive Director		
<b>Phone: (ext.)</b>	201-761-0819	<b>Fax:</b>	201-761-0831
<b>E-mail:</b>	DDonnelly@jcnj.org		

<b>Chief Financial Officer:</b>	N/A		
<b>Phone: (ext.)</b>		<b>Fax:</b>	
<b>E-mail:</b>			

<b>Name of Auditor:</b>	Gary W. Higgins		
<b>Name of Firm:</b>	Lerch, Vinci & Higgins, LLP		
<b>Address:</b>	17-17 Route 208 North		
<b>City, State, Zip:</b>	Fair Lawn	NJ	07410
<b>Phone: (ext.)</b>	201-791-7100	<b>Fax:</b>	201-791-3035
<b>E-mail:</b>	ghiggins@lvhcpa.com		

# AUTHORITY INFORMATIONAL QUESTIONNAIRE

## Jersey City Redevelopment Agency (Name)

FISCAL YEAR: FROM: January 1, 2017 TO: December 31, 2017

Answer all questions below completely and attach additional information as required.

- 1) Provide the number of individuals employed in calendar year 2015 as reported on the Authority's Form W-3, Transmittal of Wage and Tax Statements: 19
- 2) Provide the amount of total salaries and wages for calendar year 2015 as reported on the Authority's Form W-3, Transmittal of Wage and Tax Statements: \$957,387.44
- 3) Provide the number of regular voting members of the governing body: 7
- 4) Provide the number of alternate voting members of the governing body: 0
- 5) Did any person listed on Page N-4 have a family or business relationship with any other person listed on Page N-4 during the current fiscal year? No If "yes," attach a description of the relationship including the names of the individuals involved and their positions at the Authority.
- 6) Did all individuals that were required to file a Financial Disclosure Statement for the current fiscal year because of their relationship with the Authority file the form as required? (Checked to see if individuals actually filed at [http://fds.state.nj.us/njdca\\_prod/fdssearch.aspx](http://fds.state.nj.us/njdca_prod/fdssearch.aspx) before answering) Yes If "no," provide a list of those individuals who failed to file a Financial Disclosure Statement and an explanation as to the reason for their failure to file.
- 7) Does the Authority have any amounts receivable from current or former commissioners, officers, key employees or highest compensated employees? No If "yes," attach a list of those individuals, their position, the amount receivable, and a description of the amount due to the Authority.
- 8) Was the Authority a party to a business transaction with one of the following parties:
  - a. A current or former commissioner, officer, key employee, or highest compensated employee? No
  - b. A family member of a current or former commissioner, officer, key employee, or highest compensated employee? No
  - c. An entity of which a current or former commissioner, officer, key employee, or highest compensated employee (or family member thereof) was an officer or direct or indirect owner? NoIf the answer to any of the above is "yes," attach a description of the transaction including the name of the commissioner, officer, key employee, or highest compensated employee (or family member thereof) of the Authority; the name of the entity and relationship to the individual or family member; the amount paid; and whether the transaction was subject to a competitive bid process.
- 9) Did the Authority during the most recent fiscal year pay premiums, directly or indirectly, on a personal benefit contract? A personal benefit contract is generally any life insurance, annuity, or endowment contract that benefits, directly or indirectly, the transferor, a member of the transferor's family, or any other person designated by the transferor. No If "yes," attach a description of the arrangement, the premiums paid, and indicate the beneficiary of the contract.
- 10) Explain the Authority's process for determining compensation for all persons listed on Page N-4. Include whether the Authority's process includes any of the following: 1) review and approval by the commissioners or a committee thereof; 2) study or survey of compensation data for comparable positions in similarly sized entities; 3) annual or periodic performance evaluation; 4) independent compensation consultant; and/or 5) written employment contract. **Attach a narrative of your Authority's procedures for all employees.**
- 11) Did the Authority pay for meals or catering during the current fiscal year? Yes If "yes," attach a detailed list of all meals and/or catering invoices for the current fiscal year and provide an explanation for each expenditure listed.

- 12) Did the Authority pay for travel expenses for any employee or individual listed on Page N-4? Yes If "yes," ***attach a detailed list of all travel expenses for the current fiscal year and provide an explanation for each expenditure listed.***
- 13) Did the Authority provide any of the following to or for a person listed on Page N-4 or any other employee of the Authority:
- a. First class or charter travel No
  - b. Travel for companions No
  - c. Tax indemnification and gross-up payments No
  - d. Discretionary spending account No
  - e. Housing allowance or residence for personal use No
  - f. Payments for business use of personal residence No
  - g. Vehicle/auto allowance or vehicle for personal use No
  - h. Health or social club dues or initiation fees No
  - i. Personal services (i.e.: maid, chauffeur, chef) No
- If the answer to any of the above is "yes," attach a description of the transaction including the name and position of the individual and the amount expended.*
- 14) Did the Authority follow a written policy regarding payment or reimbursement for expenses incurred by employees and/or commissioners during the course of Authority business and does that policy require substantiation of expenses through receipts or invoices prior to reimbursement? Yes If "no," ***attach an explanation of the Authority's process for reimbursing employees and commissioners for expenses. (If your authority does not allow for reimbursements indicate that in answer)***
- 15) Did the Authority make any payments to current or former commissioners or employees for severance or termination? No If "yes," ***attach explanation including amount paid.***
- 16) Did the Authority make any payments to current or former commissioners or employees that were contingent upon the performance of the Authority or that were considered discretionary bonuses? No If "yes," ***attach explanation including amount paid.***
- 17) Did the Authority comply with its Continuing Disclosure Agreements for all debt issuances outstanding by submitting its audited annual financial statements, annual operating data, and notice of material events to the Municipal Securities Rulemaking Board's Electronic Municipal Marketplace Access (EMMA) as required? N/A If "no," ***attach a description of the Authority's plan to ensure compliance with its Continuing Disclosure Agreements in the future.***
- 18) Did the Authority receive any notices from the Department of Environmental Protection or any other entity regarding maintenance or repairs required to the Authority's systems to bring them into compliance with current regulations and standards that it has not yet taken action to remediate? N/A If "yes," ***attach explanation as to why the Authority has not yet undertaken the required maintenance or repairs and describe the Authority's plan to address the conditions identified.***
- 19) Did the Authority receive any notices of fines or assessments from the Department of Environmental Protection or any other entity due to noncompliance with current regulations (i.e.: sewer overflow, etc.)? Yes If "yes," ***attach a description of the event or condition that resulted in the fine or assessment and indicate the amount of the fine or assessment.***

**2016 AUTHORITY BUDGET**  
**Jersey City Redevelopment Agency**  
**Page N-3 Addendum Page 1 of 2**

**Page N-3 - Question 10 - Process for Determining Compensation**

The Agency considers salaries from other public entities to set a salary scale. Employees are evaluated regularly and may be additionally compensated. When a raise or promotion is considered, the Executive Director will discuss with Board of Commissioners and they will decide if the raise or promotion is given. In addition, the Executive Director is a contracted employee and raises are part of the contract and certain intervals.

**Page N-3 Question 11.**

**Authority catering/meals for 2016:**

February

Development Meeting/Lunch	\$ 77.20
665 Ocean Ave. Meeting/Lunch	64.38

March

NJEDA Tour of JC/Lunch	140.55
Mayor of London Tour/Lunch	84.77
Brownfield Estates Meeting/Lunch	73.26
Development Meeting/Lunch	93.25

April

Planning Meeting/Lunch	107.54
Development Meeting/Lunch	78.34

May

Development Meeting/Lunch	78.34
PPG Environmental Meeting/Lunch	60.00
Affordable Housing Meeting/Lunch	40.00

June

EDA Meeting/Lunch	52.94
Planning Meeting/Lunch	141.70
Journal Square Project Meeting/Lunch	67.00

July

Sr. Staff Meeting/Lunch	146.80
-------------------------	--------

August

PPG Environmental Meeting/Lunch	72.72
Development Meeting/Lunch	56.81

September

Development Meeting/Lunch	116.84
---------------------------	--------

October

Development Meeting/Lunch	70.00
---------------------------	-------

**TOTAL**

**\$1,622.44**



**2017 AUTHORITY BUDGET**  
**Jersey City Redevelopment Agency**  
**Page N-3 Addendum Page 2 of 2**

**Page N-3 Question 12 Travel Expenses - FY 2016**

<u>January</u>	
Meeting Trenton, EDA	25.00
<u>February</u>	
None	
<u>March</u>	
Metro Card Purchase	20.00
<u>April</u>	
Public Purchasing Conference, New Brunswick	135.69
Veteran=s Housing Conference,	51.03
<u>May</u>	
NJRA, Trenton	50.00
NJEDA, Trenton	78.67
<u>June</u>	
NDC Conference, North Carolina	340.50
<u>July</u>	
None	
<u>August</u>	
DCA Meeting, Trenton	94.50
ULI Conference	184.00
<u>September</u>	
Governor's Conference, Atlantic City	582.64
<b>TOTAL</b>	<b><u>\$1,378.03</u></b>

**Page N-3 Question 19 - Assessments from DEP**

The Jersey City Redevelopment Agency has been notified by DEP of compliance issues relative to the investigation and required clean-up of contaminated sites subject to the SRRA. The JCRA, as a redevelopment agency, is not subject to mandatory cleanup time lines and will work through the process of assessment and cleanup of sites when development occurs.

**AUTHORITY SCHEDULE OF COMMISSIONERS, OFFICERS, KEY EMPLOYEES,  
HIGHEST COMPENSATED EMPLOYEES AND INDEPENDENT CONTRACTORS**

**Jersey City Redevelopment Agency**

(Name)

**FISCAL YEAR:**        **FROM:**    January 1, 2017        **TO:**    December 31, 2017

*Complete the attached table for all persons required to be listed per #1-4 below.*

- 1) List all of the Authority's current commissioners and officers and amount of compensation from the Authority and any other public entities as defined below. Enter zero if no compensation was paid.
- 2) List all of the Authority's key employees and highest compensated employees other than a commissioner or officer as defined below and amount of compensation from the Authority and any other public entities.
- 3) List all of the Authority's former officers, key employees and highest compensated employees who received more than \$100,000 in reportable compensation from the Authority and any other public entities during the most recent fiscal year completed.
- 4) List all of the Authority's former commissioners who received more than \$10,000 in reportable compensation from the Authority and any other public entities during the most recent fiscal year completed.

**Commissioner:** A member of the governing body of the authority with voting rights. Include alternates for purposes of this schedule.

**Officer:** A person elected or appointed to manage the authority's daily operations at any time during the year, such as the chairperson, vice-chairperson, secretary, or treasurer. For the purposes of this schedule, treat the authority's top management official and top financial official as officers. A member of the governing body may be both a commissioner and an officer for the purposes of this schedule.

**Key employee:** An employee or independent contractor of the authority (other than a commissioner or officer) who meets both of the following criteria:

- a) The individual received reportable compensation from the authority and other public entities in excess of \$150,000 for the most recent fiscal year completed; and
- b) The individual has responsibilities or influence over the authority as a whole or has power to control or determine 10% or more of the authority's capital expenditures or operating budget.

**Highest compensated employee:** One of the five highest compensated employees or independent contractors of the authority other than current commissioners, officers, or key employees whose aggregate reportable compensation from the authority and other public entities is greater than \$100,000 for the most recent fiscal year completed.

**Compensation:** All forms of cash and non-cash payments or benefits provided in exchange for services, including salaries and wages, bonuses, severance payments, deferred payments, retirement benefits, fringe benefits, and other financial arrangements or transactions such as personal vehicles, meals, housing, personal and family education benefits, below-market loans, payment of personal or family travel, entertainment, and personal use of the Authority's property. Compensation includes payments and other benefits provided to both employees and independent contractors in exchange for services.

**Reportable compensation:** The aggregate compensation that is reported (or is required to be reported) on Form W-2, box 1 or 5, whichever amount is greater, and/or Form 1099-MISC, box 7, for the most recent calendar year ended 60 days before the start of the proposed budget year. For example, for fiscal years ending December 31, 2017, the calendar year 2015 W-2 and 1099 should be used (60 days prior to start of budget year is November 1, 2016, with 2014 being the most recent calendar year ended), and for fiscal years ending June 30, 2018, the calendar year 2016 W-2 and 1099 should be used (60 days prior to start of budget year is May 1, 2017, with 2016 being the most recent calendar year ended).

**Other Public Entity:** Any municipality, county, local authority, fire district, or other government unit, regardless of whether it is related in any way to the Authority either by function or by physical location.

Authority Schedule of Commissioners, Officers, Key Employees, Highest Compensated Employees and Independent Contractors (Continued)

Jersey City Redevelopment Agency  
 For the Period January 1, 2017 to December 31, 2017

Reportable Compensation from  
 Authority (W-2/ 1099)

Name	Title	Average Hours per Week Dedicated to Position	Commissioner	Officer	Key Employee	Highest Compensated Employee	Former	Reportable Compensation from Authority (W-2/ 1099)			Estimated amount of other compensation from Authority (health benefits, pension, etc.)	Total Compensation from Authority	Names of Other Public Entities where Individual is an Employee or Member of the Governing Body (1) See note below	Positions held at Other Public Entities listed in Column O	Average Hours per Week Dedicated to Other Public Entities listed in Column O	Reportable Compensation from Other Public Entities (W-2/ 1099)	Estimated amount of other compensation from Other Public Entities (health benefits, pension, payment in lieu of health benefits, etc.)	Total Compensation All Public Entities
								Base Salary/ Stipend	Bonus	Other (auto allowance, expense account, payment in lieu of health benefits, etc.)								
1 David Dornelly	Executive Director	40						\$120,784	0	0	0	None	0	0	0	0	0	125,784
2 Christopher Fiore	Assist. Exec. Director	40	x					108,450	0	21,362	129,812	None	0	0	0	0	0	129,812
3 Barbara Amato	Assistant to E.D./Sec	40	x					100,961	0	15,180	116,141	None	0	0	0	0	0	116,141
4 Mary Pat Noonan	Project Manager	40	x					100,776	0	15,180	115,956	None	0	0	0	0	0	115,956
5 Diana Jeffrey		40	x					128,750	0	12,830	141,580	None	0	0	0	0	0	141,580
6 Rolando R. Lavarro, Jr.	Chairman	10 x						0	0	0	0	0 City Council	40	36,000	0	0	0	36,000
7 Diane Coleman	Commissioner	5 x						0	0	0	0	0 City Council	35	33,430	0	0	0	44,790
8 Evelyn Farmer	Vice Chair	5 x						0	0	0	0	None	0	0	0	0	0	0
9 Erna D. Greene	Commissioner	5 x						0	0	0	0	None	0	0	0	0	0	0
10 Timothy Mansour	Commissioner	5 x						0	0	0	0	None	0	0	0	0	0	0
11 John D. Petkanas	Commissioner	5 x						0	0	0	0	None	0	0	0	0	0	0
12 Russell J. Verducci	Commissioner	5 x						0	0	0	0	None	0	0	0	0	0	0
13								0	0	0	0	None	0	0	0	0	0	0
14								0	0	0	0	None	0	0	0	0	0	0
15								0	0	0	0	None	0	0	0	0	0	0
Total:											\$559,721	\$5,000	\$64,552	\$629,273	\$69,430	\$11,360	\$710,063	

(1) Insert "None" in this column for each individual that does not hold a position with another Public Entity

# Schedule of Health Benefits - Detailed Cost Analysis

Jersey City Redevelopment Agency

For the Period January 1, 2017 to December 31, 2017

	Annual Cost		Total Cost Estimate Proposed Budget	# of Covered Members (Medical & Rx) Current Year	Annual Cost per Employee Current Year	Total Prior year Year Cost	\$ Increase (Decrease)	% Increase (Decrease)
	# of Covered Members (Medical & Rx) Proposed Budget	Estimate Proposed Budget						
<b>Active Employees - Health Benefits - Annual Cost</b>								
Single Coverage	8	\$ 11,680	\$ 93,440	7	\$ 11,451	\$ 80,157	\$ 13,283	16.6%
Parent & Child	1	19,739	19,739	1	17,170	17,170	2,569	15.0%
Employee & Spouse (or Partner)	3	23,360	70,080	3	22,901	68,703	1,377	2.0%
Family	2	31,414	52,828	2	30,803	61,606	1,222	2.0%
Employee Cost Sharing Contribution (enter as negative -)			(65,395)			(53,928)	(11,467)	21.3%
<b>Subtotal</b>	<b>14</b>		<b>180,692</b>	<b>13</b>		<b>173,708</b>	<b>6,984</b>	<b>4.0%</b>
<b>Commissioners - Health Benefits - Annual Cost</b>								
Single Coverage			-			-	-	#DIV/0!
Parent & Child			-			-	-	#DIV/0!
Employee & Spouse (or Partner)			-			-	-	#DIV/0!
Family			-			-	-	#DIV/0!
Employee Cost Sharing Contribution (enter as negative -)			-			-	-	#DIV/0!
<b>Subtotal</b>	<b>0</b>		<b>-</b>	<b>0</b>		<b>-</b>	<b>-</b>	<b>#DIV/0!</b>
<b>Retirees - Health Benefits - Annual Cost</b>								
Single Coverage			-			-	-	#DIV/0!
Parent & Child			-			-	-	#DIV/0!
Employee & Spouse (or Partner)			-			-	-	#DIV/0!
Family			-			-	-	#DIV/0!
Employee Cost Sharing Contribution (enter as negative -)			-			-	-	#DIV/0!
<b>Subtotal</b>	<b>0</b>		<b>-</b>	<b>0</b>		<b>-</b>	<b>-</b>	<b>#DIV/0!</b>
<b>GRAND TOTAL</b>	<b>14</b>		<b>\$ 180,692</b>	<b>13</b>		<b>\$ 173,708</b>	<b>\$ 6,984</b>	<b>4.0%</b>

Is medical coverage provided by the SHBP (Yes or No)? (Place Answer in Box)

Yes  No

Is prescription drug coverage provided by the SHBP (Yes or No)? (Place Answer in Box)

Yes  No

**Note: Remember to Enter an amount in rows for Employee Cost Sharing**

# Schedule of Accumulated Liability for Compensated Absences

Jersey City Redevelopment Agency

For the Period

January 1, 2017

to

December 31, 2017

Complete the below table for the Authority's accrued liability for compensated absences.

X Box if Authority has no Compensated Absences

Individuals Eligible for Benefit	Gross Days of Accumulated Compensated Absences at beginning of Current Year	Dollar Value of Accrued Compensated Absence Liability	Legal Basis for Benefit (check applicable items)		
			Approved Labor Agreement	Resolution	Individual Employment Agreement
Barbara Amato	149	\$ 52,891	<input checked="" type="checkbox"/>	<input type="checkbox"/>	<input type="checkbox"/>
Mary Ann Kopcha	235	50,300	<input type="checkbox"/>	<input checked="" type="checkbox"/>	<input type="checkbox"/>
Maureen Mortola	12	2,897	<input type="checkbox"/>	<input checked="" type="checkbox"/>	<input type="checkbox"/>
Mary Pat Noonan	220	77,824	<input type="checkbox"/>	<input checked="" type="checkbox"/>	<input type="checkbox"/>
Christopher Fiore	182	66,265	<input type="checkbox"/>	<input checked="" type="checkbox"/>	<input type="checkbox"/>
Janet Hanna	138	29,164	<input type="checkbox"/>	<input checked="" type="checkbox"/>	<input type="checkbox"/>
Benjamin Delisle	128	40,405	<input type="checkbox"/>	<input checked="" type="checkbox"/>	<input type="checkbox"/>
Elizabeth Vasquez	21	2,907	<input type="checkbox"/>	<input checked="" type="checkbox"/>	<input type="checkbox"/>
Heather Kumer	-7	(1,439)	<input type="checkbox"/>	<input checked="" type="checkbox"/>	<input type="checkbox"/>
David P. Donnelly	38	16,334	<input type="checkbox"/>	<input checked="" type="checkbox"/>	<input type="checkbox"/>
Robert Napiorski	12	1,810	<input type="checkbox"/>	<input checked="" type="checkbox"/>	<input type="checkbox"/>
Labron Collins	9	1,011	<input type="checkbox"/>	<input checked="" type="checkbox"/>	<input type="checkbox"/>
Phillip Orphanidis	-1	(224)	<input type="checkbox"/>	<input checked="" type="checkbox"/>	<input type="checkbox"/>
<b>Total liability for accumulated compensated absences at beginning of current year</b>		<b>\$ 340,145</b>			

The total Amount Should agree to most recently issued audit report for the Authority

# Schedule of Shared Service Agreements

Jersey City Redevelopment Agency  
 For the Period January 1, 2017 to December 31, 2017

*Enter the shared service agreements that the Authority currently engages in and identify the amount that is received/paid for those services.*

Name of Entity Providing Service	Name of Entity Receiving Service	Type of Shared Service Provided	Comments (Enter more specifics if needed)	Agreement Effective Date	Agreement End Date	Amount to be Received by/ Paid from Authority
Not Applicable						

If No Shared Services X this Box

**2017 AUTHORITY BUDGET**

**Financial Schedules Section**

2017

Jersey City Redevelopment  
Agency  
(Name)

**AUTHORITY  
CAPITAL  
BUDGET/  
PROGRAM**



# SUMMARY

Jersey City Redevelopment Agency  
 For the Period January 1, 2017 to December 31, 2017

	<b>FY 2017 Proposed Budget</b>				<b>FY 2016 Adopted Budget</b>		\$ Increase (Decrease) Proposed vs. Adopted	% Increase (Decrease) Proposed vs. Adopted
	Operation #1	N/A	N/A	N/A	Total All Operations	Total All Operations		
<b>REVENUES</b>								
Total Operating Revenues	\$ 11,258,396	\$ -	\$ -	\$ -	\$ 11,258,396	\$ 9,540,000	\$ 1,718,396	18.0%
Total Non-Operating Revenues	110,000	-	-	-	110,000	40,000	70,000	175.0%
Total Anticipated Revenues	11,368,396	-	-	-	11,368,396	9,580,000	1,788,396	18.7%
<b>APPROPRIATIONS</b>								
Total Administration	2,361,200	-	-	-	2,361,200	2,229,300	131,900	5.9%
Total Cost of Providing Services	9,007,196	-	-	-	9,007,196	9,100,000	(92,804)	-1.0%
Total Principal Payments on Debt Service in Lieu of Depreciation	-	-	-	-	-	-	-	#DIV/0!
Total Operating Appropriations	11,368,396	-	-	-	11,368,396	11,329,300	39,096	0.3%
Total Interest Payments on Debt	-	-	-	-	-	-	-	#DIV/0!
Total Other Non-Operating Appropriations	-	-	-	-	-	-	-	#DIV/0!
Total Non-Operating Appropriations	-	-	-	-	-	-	-	#DIV/0!
Accumulated Deficit	-	-	-	-	-	-	-	#DIV/0!
Total Appropriations and Accumulated Deficit	11,368,396	-	-	-	11,368,396	11,329,300	39,096	0.3%
Less: Total Unrestricted Net Position Utilized	-	-	-	-	-	1,749,300	(1,749,300)	-100.0%
Net Total Appropriations	11,368,396	-	-	-	11,368,396	9,580,000	1,788,396	18.7%
<b>ANTICIPATED SURPLUS (DEFICIT)</b>	\$ -	\$ -	\$ -	\$ -	\$ -	\$ -	\$ -	#DIV/0!

## Revenue Schedule

### Jersey City Redevelopment Agency

For the Period January 1, 2017 to December 31, 2017

	<b>FY 2017 Proposed Budget</b>					<b>Total All Operations</b>	<b>FY 2016 Adopted Budget</b>	<b>\$ Increase (Decrease) Proposed vs. Adopted</b>	<b>% Increase (Decrease) Proposed vs. Adopted</b>
	Operation #1	N/A	N/A	N/A	N/A				
<b>OPERATING REVENUES</b>									
<i>Service Charges</i>									
Residential						\$ -	\$ -	\$ -	#DIV/0!
Business/Commercial						-	-	-	#DIV/0!
Industrial						-	-	-	#DIV/0!
Intergovernmental						-	-	-	#DIV/0!
Other						-	-	-	#DIV/0!
<b>Total Service Charges</b>						-	-	-	#DIV/0!
<i>Connection Fees</i>									
Residential						-	-	-	#DIV/0!
Business/Commercial						-	-	-	#DIV/0!
Industrial						-	-	-	#DIV/0!
Intergovernmental						-	-	-	#DIV/0!
Other						-	-	-	#DIV/0!
<b>Total Connection Fees</b>						-	-	-	#DIV/0!
<i>Parking Fees</i>									
Meters						-	-	-	#DIV/0!
Permits						-	-	-	#DIV/0!
Fines/Penalties						-	-	-	#DIV/0!
Other						-	-	-	#DIV/0!
<b>Total Parking Fees</b>						-	-	-	#DIV/0!
<i>Other Operating Revenues (List)</i>									
Developer Fees	675,000					675,000	625,000	50,000	8.0%
Rent/User Fees - Comm Ed & Rec Cntr	275,000					275,000	75,000	200,000	266.7%
Development Grant - CDBG	1,800,000					1,800,000	8,840,000	(7,040,000)	-79.6%
Development Grant - EPA	792,000					792,000	-	792,000	#DIV/0!
Development Grant - Tony Hawk	25,000					25,000	-	25,000	#DIV/0!
Development Grant - HDSRF	2,593,656					2,593,656	-	2,593,656	#DIV/0!
Development Grant - Green Acres	2,446,540					2,446,540	-	2,446,540	#DIV/0!
Development Grant - Hudson Cty Open Space	725,000					725,000	-	725,000	#DIV/0!
Development Grant - Ryms Realty	350,000					350,000	-	350,000	#DIV/0!
Property Sales	1,500,000					1,500,000	-	1,500,000	#DIV/0!
Miscellaneous Other Income	76,200					76,200	-	76,200	#DIV/0!
<b>Total Other Revenue</b>	<b>11,258,396</b>					<b>11,258,396</b>	<b>9,540,000</b>	<b>1,718,396</b>	<b>18.0%</b>
<b>Total Operating Revenues</b>	<b>11,258,396</b>					<b>11,258,396</b>	<b>9,540,000</b>	<b>1,718,396</b>	<b>18.0%</b>
<b>NON-OPERATING REVENUES</b>									
<i>Other Non-Operating Revenues (List)</i>									
JP Morgan Chase - Grant	60,000					60,000	-	60,000	#DIV/0!
Type in						-	-	-	#DIV/0!
Type in						-	-	-	#DIV/0!
Type in						-	-	-	#DIV/0!
Type in						-	-	-	#DIV/0!
Type in						-	-	-	#DIV/0!
<b>Total Other Non-Operating Revenue</b>	<b>60,000</b>					<b>60,000</b>	<b>-</b>	<b>60,000</b>	<b>#DIV/0!</b>
<i>Interest on Investments &amp; Deposits (List)</i>									
Interest Earned	50,000					50,000	40,000	10,000	25.0%
Penalties						-	-	-	#DIV/0!
Other						-	-	-	#DIV/0!
<b>Total Interest</b>	<b>50,000</b>					<b>50,000</b>	<b>40,000</b>	<b>10,000</b>	<b>25.0%</b>
<b>Total Non-Operating Revenues</b>	<b>110,000</b>					<b>110,000</b>	<b>40,000</b>	<b>70,000</b>	<b>175.0%</b>
<b>TOTAL ANTICIPATED REVENUES</b>	<b>\$ 11,368,396</b>	<b>\$ -</b>	<b>\$ -</b>	<b>\$ -</b>	<b>\$ -</b>	<b>\$ 11,368,396</b>	<b>\$ 9,580,000</b>	<b>\$ 1,788,396</b>	<b>18.7%</b>

# Prior Year Adopted Revenue Schedule

## Jersey City Redevelopment Agency

### FY 2016 Adopted Budget

	Operation #1	N/A	N/A	N/A	N/A	N/A	Total All Operations	
<b>OPERATING REVENUES</b>								
<i>Service Charges</i>								
Residential							\$	-
Business/Commercial							-	
Industrial							-	
Intergovernmental							-	
Other							-	
<b>Total Service Charges</b>	-	-	-	-	-	-	-	
<i>Connection Fees</i>								
Residential							-	
Business/Commercial							-	
Industrial							-	
Intergovernmental							-	
Other							-	
<b>Total Connection Fees</b>	-	-	-	-	-	-	-	
<i>Parking Fees</i>								
Meters							-	
Permits							-	
Fines/Penalties							-	
Other							-	
<b>Total Parking Fees</b>	-	-	-	-	-	-	-	
<i>Other Operating Revenues (List)</i>								
Developer Fees	625,000	-	-	-	-	-	625,000	
Rent/User Fees - Comm Ed & Rec Cntr	75,000	-	-	-	-	-	75,000	
Development Grant - CDBG	8,840,000	-	-	-	-	-	8,840,000	
Type in (Grant, Other Rev)							-	
Type in (Grant, Other Rev)							-	
Type in (Grant, Other Rev)							-	
Type in (Grant, Other Rev)							-	
Type in (Grant, Other Rev)							-	
Type in (Grant, Other Rev)							-	
Type in (Grant, Other Rev)							-	
<b>Total Other Revenue</b>	9,540,000	-	-	-	-	-	9,540,000	
<b>Total Operating Revenues</b>	9,540,000	-	-	-	-	-	9,540,000	
<b>NON-OPERATING REVENUES</b>								
<i>Other Non-Operating Revenues (List)</i>								
Type in							-	
Type in							-	
Type in							-	
Type in							-	
Type in							-	
Type in							-	
<b>Total Other Non-Operating Revenues</b>	-	-	-	-	-	-	-	
<i>Interest on Investments &amp; Deposits</i>								
Interest Earned	40,000						40,000	
Penalties							-	
Other							-	
<b>Total Interest</b>	40,000	-	-	-	-	-	40,000	
<b>Total Non-Operating Revenues</b>	40,000	-	-	-	-	-	40,000	
<b>TOTAL ANTICIPATED REVENUES</b>	<b>\$ 9,580,000</b>	<b>\$ -</b>	<b>\$ -</b>	<b>\$ -</b>	<b>\$ -</b>	<b>\$ -</b>	<b>\$ 9,580,000</b>	

# Appropriations Schedule

## Jersey City Redevelopment Agency

For the Period January 1, 2017 to December 31, 2017

	<b>FY 2017 Proposed Budget</b>						<b>FY 2016 Adopted Budget</b>	<b>\$ Increase (Decrease) Proposed vs. Adopted</b>	<b>% Increase (Decrease) Proposed vs. Adopted</b>
	Operation #1	N/A	N/A	N/A	N/A	N/A	Total All Operations	Total All Operations	All Operations
							Total All Operations	All Operations	All Operations
<b>OPERATING APPROPRIATIONS</b>									
<i>Administration - Personnel</i>									
Salary & Wages	\$ 1,192,100					\$ 1,192,100	\$ 1,115,700	\$ 76,400	6.8%
Fringe Benefits	457,500					457,500	437,400	20,100	4.6%
<b>Total Administration - Personnel</b>	<b>1,649,600</b>					<b>1,649,600</b>	<b>1,553,100</b>	<b>96,500</b>	<b>6.2%</b>
<i>Administration - Other (List)</i>									
Rent & Occupancy	178,200					178,200	175,200	3,000	1.7%
Office Expense	35,000					35,000	29,500	5,500	18.6%
Professional & Legal	300,000					300,000	325,000	(25,000)	-7.7%
Insurance	175,000					175,000	126,500	48,500	38.3%
Miscellaneous Administration*	23,400					23,400	20,000	3,400	17.0%
<b>Total Administration - Other</b>	<b>711,600</b>					<b>711,600</b>	<b>676,200</b>	<b>35,400</b>	<b>5.2%</b>
<b>Total Administration</b>	<b>2,361,200</b>					<b>2,361,200</b>	<b>2,229,300</b>	<b>131,900</b>	<b>5.9%</b>
<i>Cost of Providing Services - Personnel</i>									
Salary & Wages						-	-	-	#DIV/0!
Fringe Benefits						-	-	-	#DIV/0!
<b>Total COPS - Personnel</b>						<b>-</b>	<b>-</b>	<b>-</b>	<b>#DIV/0!</b>
<i>Cost of Providing Services - Other (List)</i>									
Comm Ed & Rec Cntr - Expenses	275,000					275,000	260,000	15,000	5.8%
CDBG Development	1,800,000					1,800,000	8,840,000	(7,040,000)	-79.6%
Other Grant Development Costs	6,932,196					6,932,196	-	6,932,196	#DIV/0!
Type in Description						-	-	-	#DIV/0!
Miscellaneous COPS*						-	-	-	#DIV/0!
<b>Total COPS - Other</b>	<b>9,007,196</b>					<b>9,007,196</b>	<b>9,100,000</b>	<b>(92,804)</b>	<b>-1.0%</b>
<b>Total Cost of Providing Services</b>	<b>9,007,196</b>					<b>9,007,196</b>	<b>9,100,000</b>	<b>(92,804)</b>	<b>-1.0%</b>
<b>Total Principal Payments on Debt Service in Lieu of Depreciation</b>						<b>-</b>	<b>-</b>	<b>-</b>	<b>#DIV/0!</b>
<b>Total Operating Appropriations</b>	<b>11,368,396</b>					<b>11,368,396</b>	<b>11,329,300</b>	<b>39,096</b>	<b>0.3%</b>
<b>NON-OPERATING APPROPRIATIONS</b>									
Total Interest Payments on Debt						-	-	-	#DIV/0!
Operations & Maintenance Reserve						-	-	-	#DIV/0!
Renewal & Replacement Reserve						-	-	-	#DIV/0!
Municipality/County Appropriation						-	-	-	#DIV/0!
Other Reserves						-	-	-	#DIV/0!
<b>Total Non-Operating Appropriations</b>						<b>-</b>	<b>-</b>	<b>-</b>	<b>#DIV/0!</b>
<b>TOTAL APPROPRIATIONS</b>	<b>11,368,396</b>					<b>11,368,396</b>	<b>11,329,300</b>	<b>39,096</b>	<b>0.3%</b>
<b>ACCUMULATED DEFICIT</b>									
<b>TOTAL APPROPRIATIONS &amp; ACCUMULATED DEFICIT</b>	<b>11,368,396</b>					<b>11,368,396</b>	<b>11,329,300</b>	<b>39,096</b>	<b>0.3%</b>
<b>UNRESTRICTED NET POSITION UTILIZED</b>									
Municipality/County Appropriation						-	-	-	#DIV/0!
Other						-	1,749,300	(1,749,300)	-100.0%
<b>Total Unrestricted Net Position Utilized</b>						<b>-</b>	<b>1,749,300</b>	<b>(1,749,300)</b>	<b>-100.0%</b>
<b>TOTAL NET APPROPRIATIONS</b>	<b>\$ 11,368,396</b>					<b>\$ 11,368,396</b>	<b>\$ 9,580,000</b>	<b>\$ 1,788,396</b>	<b>18.7%</b>

\* Miscellaneous line items may not exceed 5% of total operating appropriations shown below. If amount in miscellaneous is greater than the amount shown below, then the line item must be itemized above.

5% of Total Operating Appropriations \$ 568,419.80 \$ - \$ - \$ - \$ - \$ - \$ 568,419.80

# Prior Year Adopted Appropriations Schedule

## Jersey City Redevelopment Agency

### FY 2016 Adopted Budget

	Operation #1	N/A	N/A	N/A	N/A	N/A	Total All Operations
<b>OPERATING APPROPRIATIONS</b>							
<i>Administration - Personnel</i>							
Salary & Wages	\$ 1,115,700						\$1,115,700
Fringe Benefits	437,400						437,400
Total Administration - Personnel	1,553,100	-	-	-	-	-	1,553,100
<i>Administration - Other (List)</i>							
Rent & Occupancy	175,200						175,200
Office Expense	29,500						29,500
Professional & Legal	325,000						325,000
Insurance	126,500						126,500
Miscellaneous Administration*	20,000						20,000
Total Administration - Other	676,200	-	-	-	-	-	676,200
Total Administration	2,229,300	-	-	-	-	-	2,229,300
<i>Cost of Providing Services - Personnel</i>							
Salary & Wages							-
Fringe Benefits							-
Total COPS - Personnel		-	-	-	-	-	-
<i>Cost of Providing Services - Other (List)</i>							
Comm Ed & Rec Cntr - Expenses	260,000						260,000
CDBG Development	8,840,000						8,840,000
Type In Description							-
Type In Description							-
Miscellaneous COPS*							-
Total COPS - Other	9,100,000	-	-	-	-	-	9,100,000
Total Cost of Providing Services	9,100,000	-	-	-	-	-	9,100,000
Total Principal Payments on Debt Service in Lieu of Depreciation		-	-	-	-	-	-
Total Operating Appropriations	11,329,300	-	-	-	-	-	11,329,300
<b>NON-OPERATING APPROPRIATIONS</b>							
Total Interest Payments on Debt		-	-	-	-	-	-
Operations & Maintenance Reserve							-
Renewal & Replacement Reserve							-
Municipality/County Appropriation							-
Other Reserves							-
Total Non-Operating Appropriations		-	-	-	-	-	-
<b>TOTAL APPROPRIATIONS</b>	11,329,300	-	-	-	-	-	11,329,300
<b>ACCUMULATED DEFICIT</b>							
							-
<b>TOTAL APPROPRIATIONS &amp; ACCUMULATED DEFICIT</b>	11,329,300	-	-	-	-	-	11,329,300
<b>UNRESTRICTED NET POSITION UTILIZED</b>							
Municipality/County Appropriation							-
Other	1,749,300						1,749,300
Total Unrestricted Net Position Utilized	1,749,300	-	-	-	-	-	1,749,300
<b>TOTAL NET APPROPRIATIONS</b>	\$ 9,580,000	\$ -	\$ -	\$ -	\$ -	\$ -	\$9,580,000

\* Miscellaneous line items may not exceed 5% of total operating appropriations shown below. If amount in miscellaneous is greater than the amount shown below, then the line item must be itemized above:

5% of Total Operating Appropriations      \$ 566,465.00    \$ -    \$ -    \$ -    \$ -    \$ -    \$ -    #####

# Debt Service Schedule - Principal

Jersey City Redevelopment Agency

If Authority has no debt X this box

	Fiscal Year Ending in							
	Proposed Budget Year 2017	2018	2019	2020	2021		2022	Thereafter
<b>Operation #1</b>								
Type in Issue Name								
Type in Issue Name								
Type in Issue Name								
Type in Issue Name								
Total Principal								\$
N/A								
Type in Issue Name								
Type in Issue Name								
Type in Issue Name								
Type in Issue Name								
Total Principal								
N/A								
Type in Issue Name								
Type in Issue Name								
Type in Issue Name								
Type in Issue Name								
Total Principal								
N/A								
Type in Issue Name								
Type in Issue Name								
Type in Issue Name								
Type in Issue Name								
Total Principal								
N/A								
Type in Issue Name								
Type in Issue Name								
Type in Issue Name								
Type in Issue Name								
Total Principal								
<b>TOTAL PRINCIPAL ALL OPERATIONS</b>								
	\$	\$	\$	\$	\$	\$	\$	\$

Indicate the Authority's most recent bond rating and the year of the rating by ratings service.

Moody's	Fitch	Standard & Poors
Bond Rating		
Year of Last Rating		

# Debt Service Schedule - Interest

Jersey City Redevelopment Agency

If Authority has no debt X this box

X

*Fiscal Year Ending in*

	Proposed Budget Year 2017	2018	2019	2020	2021	2022	Thereafter	Total Interest Payments Outstanding
<i>Operation #1</i>								
Type in Issue Name								
Type in Issue Name								
Type in Issue Name								
Type in Issue Name								
Total Interest Payments	-	-	-	-	-	-	-	\$
N/A								
Type in Issue Name								
Type in Issue Name								
Type in Issue Name								
Type in Issue Name								
Total Interest Payments	-	-	-	-	-	-	-	-
N/A								
Type in Issue Name								
Type in Issue Name								
Type in Issue Name								
Type in Issue Name								
Total Interest Payments	-	-	-	-	-	-	-	-
N/A								
Type in Issue Name								
Type in Issue Name								
Type in Issue Name								
Type in Issue Name								
Total Interest Payments	-	-	-	-	-	-	-	-
N/A								
Type in Issue Name								
Type in Issue Name								
Type in Issue Name								
Type in Issue Name								
Total Interest Payments	-	-	-	-	-	-	-	-
N/A								
Type in Issue Name								
Type in Issue Name								
Type in Issue Name								
Type in Issue Name								
Total Interest Payments	-	-	-	-	-	-	-	-
<b>TOTAL INTEREST ALL OPERATIONS</b>	\$	-	-	-	-	-	-	-
	\$	-	-	-	-	-	-	-
	\$	-	-	-	-	-	-	-

# Net Position Reconciliation

Jersey City Redevelopment Agency

For the Period January 1, 2017 to December 31, 2017

## FY 2017 Proposed Budget

	Operation #1	N/A	N/A	N/A	N/A	N/A	Total All Operations
<b>TOTAL NET POSITION BEGINNING OF CURRENT YEAR (1)</b>							
Less: Invested in Capital Assets, Net of Related Debt (1)	\$ 35,290,439						\$ 35,290,439
Less: Restricted for Debt Service Reserve (1)	32,269,699						32,269,699
Less: Other Restricted Net Position (1)	1,336,630						-
Total Unrestricted Net Position (1)	1,684,110						1,336,630
Less: Designated for Non-Operating Improvements & Repairs							1,684,110
Less: Designated for Rate Stabilization							-
Less: Other Designated by Resolution							-
Plus: Accrued Unfunded Pension Liability (1)	2,080,993						-
Plus: Accrued Unfunded Other Post-Employment Benefit Liability (1)							2,080,993
Plus: Estimated Income (Loss) on Current Year Operations (2)							-
Plus: Other Adjustments (attach schedule)	(1,749,300)						(1,749,300)
<b>UNRESTRICTED NET POSITION AVAILABLE FOR USE IN PROPOSED BUDGET</b>	2,015,803						2,015,803
Unrestricted Net Position Utilized to Balance Proposed Budget							-
Unrestricted Net Position Utilized in Proposed Capital Budget							-
Appropriation to Municipality/County (3)							-
Total Unrestricted Net Position Utilized in Proposed Budget							-
<b>PROJECTED UNRESTRICTED UNDESIGNATED NET POSITION AT END OF YEAR</b>							
(4)	\$ 2,015,803	\$ -	\$ -	\$ -	\$ -	\$ -	\$ 2,015,803

(1) Total of all operations for this line item must agree to audited financial statements.

(2) Include budgeted and unbudgeted use of unrestricted net position in the current year's operations.

(3) Amount may not exceed 5% of total operating appropriations. See calculation below.

Maximum Allowable Appropriation to Municipality/County

\$ 568,420 \$ - \$ - \$ - \$ - \$ - \$ - \$ 568,420

(4) If Authority is projecting a deficit for any operation at the end of the budget period, the Authority must attach a statement explaining its plan to reduce the deficit, including the timeline for elimination of the deficit, if not already detailed in the budget narrative section.



# 2017 CERTIFICATION OF AUTHORITY CAPITAL BUDGET/PROGRAM

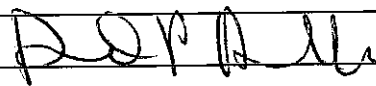
## Jersey City Redevelopment Agency (Name)

FISCAL YEAR: FROM: January 1, 2017 TO: December 31, 2017

[ ] It is hereby certified that the Authority Capital Budget/Program annexed hereto is a true copy of the Capital Budget/Program approved, pursuant to N.J.A.C. 5:31-2.2, along with the Annual Budget, by the governing body of the Jersey City Redevelopment Agency, on the \_\_\_\_\_ day of \_\_\_\_\_, \_\_\_\_\_.

OR

[X] It is hereby certified that the governing body of the Jersey City Redevelopment Agency have elected NOT to adopt a Capital Budget /Program for the aforesaid fiscal year, pursuant to N.J.A.C. 5:31-2.2 for the following reason(s): the Agency does not intend to undertake any capital projects in 2017.

Officer's Signature:			
Name:	David P. Donnelly		
Title:	Executive Director		
Address:	66 York Street, 2nd Floor Jersey City, NJ 07302		
Phone Number:	201-761-0819	Fax Number:	201-761-0831
E-mail address	DDonnelly@jcnj.org		

# 2017 CAPITAL BUDGET/PROGRAM MESSAGE

## Jersey City Redevelopment Agency (Name)

**FISCAL YEAR:**        **FROM:**    January 1, 2017        **TO:**    December 31, 2017

1. Has each municipality or county affected by the actions of the authority participated in the development of the capital plan and reviewed or approved the plans or projects included within the Capital Budget/Program?

Not Applicable

2. Has each capital project/project financing been developed from a specific capital improvement plan or report; does it include full lifecycle costs; and is it consistent with appropriate elements of Master Plans or other plans in the jurisdiction(s) served by the authority?

Not Applicable

3. Has a long-term (10-20 years) infrastructure needs assessment or other capital plan with a horizon beyond six years been prepared?

Not Applicable

4. Describe the projected impact of the proposed capital projects, including impact on the schedule of rates, fees, and service charges and the impact on current and future year's schedules.

Not Applicable

5. Please indicate which capital projects/project financings are being undertaken in the Metropolitan or Suburban Planning Areas as defined in the State Development and Redevelopment Plan.

Not Applicable

6. Please indicate which capital projects/project financings are being undertaken within the boundary of a State Planning Commission-designated Center and/or Endorsed Plan and if the project was included in the Plan Implementation Agenda for that Center/Endorsed Plan.

Not Applicable

*Add additional sheets if necessary.*

# Proposed Capital Budget

Jersey City Redevelopment Agency  
For the Period January 1, 2017 to December 31, 2017

	Estimated Total Cost	Funding Sources			
		Unrestricted Net Position Utilized	Renewal & Replacement Reserve	Debt Authorization	Capital Grants Other Sources
<i>Operation #1</i>					
Type in Description	\$ -	NONE			
Type in Description	-				
Type in Description	-				
Type in Description	-				
Total	-	-	-	-	-
<i>N/A</i>					
Type in Description	-				
Type in Description	-				
Type in Description	-				
Type in Description	-				
Total	-	-	-	-	-
<i>N/A</i>					
Type in Description	-				
Type in Description	-				
Type in Description	-				
Type in Description	-				
Total	-	-	-	-	-
<i>N/A</i>					
Type in Description	-				
Type in Description	-				
Type in Description	-				
Type in Description	-				
Total	-	-	-	-	-
<i>N/A</i>					
Type in Description	-				
Type in Description	-				
Type in Description	-				
Type in Description	-				
Total	-	-	-	-	-
<i>N/A</i>					
Type in Description	-				
Type in Description	-				
Type in Description	-				
Type in Description	-				
Total	-	-	-	-	-
<b>TOTAL PROPOSED CAPITAL BUDGET</b>	<b>\$ -</b>	<b>\$ -</b>	<b>\$ -</b>	<b>\$ -</b>	<b>\$ -</b>

Enter brief description of up to four projects for each operation above. For operations with more than four budgeted projects, please attach additional schedules. Input total amount of all projects for the operation on single line and enter "See Attached Schedule" instead of project description.

# 5 Year Capital Improvement Plan

**Jersey City Redevelopment Agency**

For the Period January 1, 2017 to December 31, 2017

*Fiscal Year Beginning in*

	Estimated Total Cost	Current Budget Year 2017	2018	2019	2020	2021	2022
<i>Operation #1</i>							
Type in Description	\$ -	\$ -	NONE				
Type in Description	-	-					
Type in Description	-	-					
Type in Description	-	-					
Total	-	-	-	-	-	-	-
<i>N/A</i>							
Type in Description	-	-					
Type in Description	-	-					
Type in Description	-	-					
Type in Description	-	-					
Total	-	-	-	-	-	-	-
<i>N/A</i>							
Type in Description	-	-					
Type in Description	-	-					
Type in Description	-	-					
Type in Description	-	-					
Total	-	-	-	-	-	-	-
<i>N/A</i>							
Type in Description	-	-					
Type in Description	-	-					
Type in Description	-	-					
Type in Description	-	-					
Total	-	-	-	-	-	-	-
<i>N/A</i>							
Type in Description	-	-					
Type in Description	-	-					
Type in Description	-	-					
Type in Description	-	-					
Total	-	-	-	-	-	-	-
<b>TOTAL</b>	<b>\$ -</b>	<b>\$ -</b>	<b>\$ -</b>	<b>\$ -</b>	<b>\$ -</b>	<b>\$ -</b>	<b>\$ -</b>

*Project descriptions entered on Page CB-3 will carry forward to Pages CB-4 and CB-5. No need to re-enter project descriptions above.*

# 5 Year Capital Improvement Plan Funding Sources

## Jersey City Redevelopment Agency

For the Period January 1, 2017 to December 31, 2017

### Funding Sources

	Estimated Total Cost	Unrestricted Net Position Utilized	Renewal & Replacement Reserve	Debt Authorization	Capital Grants	Other Sources
<b>Operation #1</b>						
Type in Description	\$ -	NONE				
Type in Description	-					
Type in Description	-					
Type in Description	-					
Total	-					
<b>N/A</b>						
Type in Description	-					
Type in Description	-					
Type in Description	-					
Type in Description	-					
Total	-					
<b>N/A</b>						
Type in Description	-					
Type in Description	-					
Type in Description	-					
Type in Description	-					
Total	-					
<b>N/A</b>						
Type in Description	-					
Type in Description	-					
Type in Description	-					
Type in Description	-					
Total	-					
<b>N/A</b>						
Type in Description	-					
Type in Description	-					
Type in Description	-					
Type in Description	-					
Total	-					
<b>N/A</b>						
Type in Description	-					
Type in Description	-					
Type in Description	-					
Type in Description	-					
Total	-					
<b>TOTAL</b>	\$ -	\$ -	\$ -	\$ -	\$ -	\$ -
Total 5 Year Plan per CB-4	\$ -					
Balance check						

- If amount is other than zero, verify that projects listed above match projects listed on CB-4.

Project descriptions entered on Page CB-3 will carry forward to Pages CB-4 and CB-5. No need to re-enter project descriptions above.