

Adopted

***Authority Budget of:***

***Jersey City Redevelopment Agency***

**State Filing Year**

**2018**

***For the Period:***

***January 1, 2018***

***to***

***December 31, 2018***

**thejcra.org**


**Authority Web Address**

**Department Of**



**Community  
Affairs**

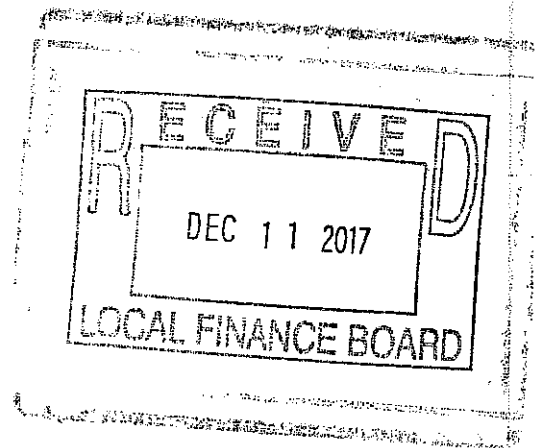
**APPROVED COPY**



***Division of Local Government Services***

# **2018 AUTHORITY BUDGET**

## **Certification Section**



2018

**Jersey City Redevelopment Agency**  
(Name)

**AUTHORITY BUDGET**

FISCAL YEAR: FROM: January 1, 2018 TO: December 31, 2018

**For Division Use Only**

**CERTIFICATION OF APPROVED BUDGET**

*It is hereby certified that the approved Budget made a part hereof complies with the requirements of law and the rules and regulations of the Local Finance Board, and approval is given pursuant to N.J.S.A. 40A:5A-11.*

*State of New Jersey  
Department of Community Affairs  
Director of the Division of Local Government Services*

By: Paul D. Civera CPA, RMA Date: 12/13/2017

**CERTIFICATION OF ADOPTED BUDGET**

*It is hereby certified that the adopted Budget made a part hereof has been compared with the approved Budget previously certified by the Division, and any amendments made thereto. This adopted Budget is certified with respect to such amendments and comparisons only.*

*State of New Jersey  
Department of Community Affairs  
Director of the Division of Local Government Services*

By: Paul D. Civera CPA, RMA Date: 1/2/2018

# 2018 PREPARER'S CERTIFICATION


**Jersey City Redevelopment Agency**  
(Name)

## AUTHORITY BUDGET

**FISCAL YEAR:** FROM: January 1, 2018 TO: December 31, 2018

It is hereby certified that the Authority Budget, including both the Annual Budget and the Capital Budget/Program annexed hereto, represents the members of the governing body's resolve with respect to statute in that: all estimates of revenue are reasonable, accurate and correctly stated; all items of appropriation are properly set forth; and in itemization, form and content, the budget will permit the exercise of the comptroller function within the Authority.

It is further certified that all proposed budgeted amounts and totals are correct. Also, I hereby provide reasonable assurance that all assertions contained herein are accurate and all required schedules are completed and attached.

Preparer's Signature:			
Name:	Steven D. Wielkotz		
Title:	Auditor		
Address:	401 Wanaque Avenue Pompton Lakes, NJ 07442		
Phone Number:	973-835-7900	Fax Number:	973-835-6631
E-mail address	swielkotz@fwcc-cpa.com		

# 2018 APPROVAL CERTIFICATION


## Jersey City Redevelopment Agency (Name)

### AUTHORITY BUDGET

**FISCAL YEAR:**    **FROM:**    January 1, 2018    **TO:**    December 31, 2018

It is hereby certified that the Authority Budget, including all schedules appended hereto, are a true copy of the Annual Budget and Capital Budget/Program approved by resolution by the governing body of the Jersey City Redevelopment Agency, at an open public meeting held pursuant to N.J.A.C. 5:31-2.3, on the 21st day of November, 2017.

It is further certified that the recorded vote appearing in the resolution represents not less than a majority of the full membership of the governing body thereof.

Officer's Signature:			
Name:	David P. Donnelly		
Title:	Executive Director		
Address:	66 York Street, 2 <sup>nd</sup> Floor Jersey City, NJ 07302		
Phone Number:	201-761-0819	Fax Number:	201-761-0831
E-mail address	DDonnelly@jcnj.org		

# INTERNET WEBSITE CERTIFICATION

Authority's Web Address: thejcra.org

All authorities shall maintain either an Internet website or a webpage on the municipality's or county's Internet website. The purpose of the website or webpage shall be to provide increased public access to the authority's operations and activities. N.J.S.A. 40A:5A-17.1 requires the following items to be included on the Authority's website at a minimum for public disclosure. Check the boxes below to certify the Authority's compliance with N.J.S.A. 40A:5A-17.1.

- ☒ A description of the Authority's mission and responsibilities
- ☒ Commencing with 2013, the budgets for the current fiscal year and immediately preceding two prior years
- ☒ The most recent Comprehensive Annual Financial Report (Unaudited) or similar financial information
- ☒ Commencing with 2012, the annual audits of the most recent fiscal year and immediately two prior years
- ☒ The Authority's rules, regulations and official policy statements deemed relevant by the governing body of the authority to the interests of the residents within the authority's service area or jurisdiction
- ☒ Notice posted pursuant to the "Open Public Meetings Act" for each meeting of the Authority, setting forth the time, date, location and agenda of each meeting
- ☒ Beginning January 1, 2013, the approved minutes of each meeting of the Authority including all resolutions of the board and their committees; for at least three consecutive fiscal years
- ☒ The name, mailing address, electronic mail address and phone number of every person who exercises day-to-day supervision or management over some or all of the operations of the Authority
- ☒ A list of attorneys, advisors, consultants and any other person, firm, business, partnership, corporation or other organization which received any remuneration of \$17,500 or more during the preceding fiscal year for any service whatsoever rendered to the Authority.

It is hereby certified by the below authorized representative of the Authority that the Authority's website or webpage as identified above complies with the minimum statutory requirements of N.J.S.A. 40A:5A-17.1 as listed above. A check in each of the above boxes signifies compliance.

Name of Officer Certifying compliance

Title of Officer Certifying compliance

Signature

David P. Donnelly  
Executive Director  
[Signature]

# 2018 AUTHORITY BUDGET RESOLUTION

## Jersey City Redevelopment Agency

(Name)

**FISCAL YEAR: FROM:** January 1, 2018 **TO:** December 31, 2018

WHEREAS, the Annual Budget for the Jersey City Redevelopment Agency for the fiscal year beginning, January 1, 2018 and ending, December 31, 2018 has been presented before the governing body of the Jersey City Redevelopment Agency at its open public meeting of November 21, 2017; and

WHEREAS, the Annual Budget as introduced reflects Total Revenues of \$ 8,400,000, Total Appropriations, including any Accumulated Deficit if any, of \$ 9,300,000 and Total Unrestricted Net Position utilized of \$900,000; and


WHEREAS, there are no anticipated Capital Projects, therefore no Capital Budget is presented; and

WHEREAS, the schedule of rates, fees and other charges in effect will produce sufficient revenues, together with all other anticipated revenues to satisfy all obligations to the holders of bonds of the Authority, to meet operating expenses, capital outlays, debt service requirements, and to provide for such reserves, all as may be required by law, regulation or terms of contracts and agreements; and

NOW, THEREFORE BE IT RESOLVED, by the governing body of the Jersey City Redevelopment Agency, at an open public meeting held on November 21, 2017 that the Annual Budget, including all related schedules of the Jersey City Redevelopment Agency for the fiscal year beginning, January 1, 2018 and ending, December 31, 2018 is hereby approved; and

BE IT FURTHER RESOLVED, that the anticipated revenues as reflected in the Annual Budget are of sufficient amount to meet all proposed expenditures/expenses and all covenants, terms and provisions as stipulated in the said Authority's outstanding debt obligations, capital lease arrangements, service contracts, and other pledged agreements; and

BE IT FURTHER RESOLVED, that the governing body of the Jersey City Redevelopment Agency will consider the Annual Budget for adoption on December 19, 2017.

  
(Secretary's Signature)

November 21, 2017  
(Date)

Governing Body  
Member:

Recorded Vote

Aye

Nay


Abstain

Absent

Rolando R. Lavarro, Jr.  
Daniel Rivera  
Douglas Carlucci  
Darwin Ona  
Evelyn Farmer  
Erma D. Greene  
Donald R. Brown

✓  
✓  
✓  
✓  
✓  
✓  
✓

✓



# 2018 ADOPTION CERTIFICATION


## Jersey City Redevelopment Agency

(Name)

### AUTHORITY BUDGET

**FISCAL YEAR:** FROM: January 1, 2018 TO: December 31, 2018

It is hereby certified that the Authority Budget and Capital Budget/Program annexed hereto is a true copy of the Budget adopted by the governing body of the Jersey City Redevelopment Agency, pursuant to N.J.A.C. 5:31-2.3, on the 19th day of, December, 2017.

Officer's Signature:			
Name:	David P. Donnelly		
Title:	Executive Director		
Address:	66 York Street, 2 <sup>nd</sup> Floor Jersey City, NJ 07302		
Phone Number:	201-761-0819	Fax Number:	201-761-0831
E-mail address	DDonnelly@jcnj.org		



# 2018 ADOPTED BUDGET RESOLUTION

## Jersey City Redevelopment Agency

(Name)

### AUTHORITY

FISCAL YEAR: FROM: January 1, 2018 TO: December 31, 2018

WHEREAS, the Annual Budget for the Jersey City Redevelopment Agency for the fiscal year beginning January 1, 2018 and ending, December 31, 2018 has been presented for adoption before the governing body of the Jersey City Redevelopment Agency at its open public meeting of December 19, 2017; and

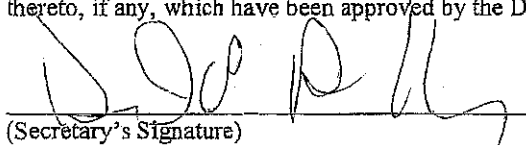
WHEREAS, the Annual Budget as presented for adoption reflects each item of revenue and appropriation in the same amount and title as set forth in the introduced and approved budget, including all amendments thereto, if any, which have been approved by the Director of the Division of Local Government Services; and

WHEREAS, the Annual Budget as presented for adoption reflects Total Revenues of \$ 8,400,000, Total Appropriations, including any Accumulated Deficit, if any, of \$9,300,000 and Total Unrestricted Net Position utilized of \$900,000; and

WHEREAS, there are no anticipated capital projects, therefore no Capital Budget is presented; and

NOW, THEREFORE BE IT RESOLVED, by the governing body of Jersey City Redevelopment Agency, at an open public meeting held on December 19, 2017 that the Annual Budget of the Jersey City Redevelopment Agency for the fiscal year beginning, January 1, 2018 and, ending, December 31, 2018 is hereby adopted and shall constitute appropriations for the purposes stated; and

BE IT FURTHER RESOLVED, that the Annual Budget as presented for adoption reflects each item of revenue and appropriation in the same amount and title as set forth in the introduced and approved budget, including all amendments thereto, if any, which have been approved by the Director of the Division of Local Government Services.

  
(Secretary's Signature)

December 19, 2017  
(Date)

Governing Body Member:	Recorded Vote			
	Aye	Nay	Abstain	Absent
Rolando R. Lavarro, Jr.	✓			
Daniel Rivera	✓			
Douglas Carlucci	✓			
Darwin Ona	✓			
Evelyn Farmer	✓			
Erma D. Greene	✓			
Donald R. Brown	✓			

# **2018 AUTHORITY BUDGET**

## **Narrative and Information Section**

# 2018 AUTHORITY BUDGET MESSAGE & ANALYSIS

## Jersey City Redevelopment Agency

(Name)

### AUTHORITY BUDGET

FISCAL YEAR: FROM: January 1, 2018 TO: December 31, 2018

*Answer all questions below. Attach additional pages and schedules as needed.*

1. Complete a brief statement on the 2018/2018-2019 proposed Annual Budget and make comparison to the 2017/2017-2018 adopted budget for each operation. Explain any variances over +/-10% (**As shown on budget page F-4 explain the reason for changes for each appropriation changing more than 10%**) for each line item by operation. Explanations of variances should include a description of the reason for the increase/decrease in the budgeted line item, not just an indication of the amount and percent of the change. Attach any supporting documentation that will help to explain the reason for the increase/decrease in the budgeted line item. For example, if anticipated service charges have increased 15% due to an increase in rates, provide a copy of the resolution authorizing the rate increase.
2. Complete a brief statement on the impact the proposed Annual Budget will have on Anticipated Revenues, especially service charges and on the general purpose/component unit financial statements. Explain significant increases or decreases, if any. An increase or decrease is considered significant if it is over +/-10% (**As shown on budget page F-2 explain reason for change for each revenue changing more than 10%**) from the current year adopted budget.
3. Describe the state of the local/regional economy and how it may impact the proposed Annual Budget, including the planned Capital Budget/Program.
4. Describe the reasons for utilizing Unrestricted Net Position in the proposed Annual Budget, i.e. rate stabilization, debt service reduction, to balance the budget, etc. If the Authority's budget anticipates a use of Unrestricted Net Position, this question must be answered.
5. Identify any sources of funds transferred to the County/Municipality as a budget subsidy or a shared service and explain the reason for the transfer (i.e.: to balance the County/Municipality budget, etc.).
6. The proposed budget must not reflect an anticipated deficit from 2018/2018-2019 operations. If there exists an accumulated deficit from prior years' budgets (and funding is included in the proposed budget as a result of a prior deficit) explain the funding plan to eliminate said deficit (N.J.S.A. 40A:5A-12). If the Authority has a net deficit reported in its most recent audit, it must provide a deficit reduction plan in response to this question. (**Prepare a response to deficits caused by the implementation of GASB 68**)
7. Attach a schedule of the Authority's existing rate structure (connection fees, parking fees, service charges, etc.) **if it has been changed since the prior year budget submission** and a schedule of the proposed rate structure for the upcoming fiscal year. Explain any proposed changes in the rate structure and attach the resolution approving the change in the rate structure, if applicable.

# **2018 Authority Budget**

## **Jersey City Redevelopment Agency**

### **Page N-1 Addendum Page 1 of 2**

1.

- a. The proposed budget decrease of \$2,479,936 or (21.1%) is largely due to a significant decrease in Federal grant funding.
- b. 2018 Administration Personnel – Fringe Benefits appropriation increase by \$62,943 (or 13.8%) based on anticipated increases in health benefit rates during 2018.
- c. 2018 Administration Other – Rent & Occupancy appropriations increased by \$19,166 (or 10.8%) based on rate increases on rental space for the Agency.
- d. 2018 Administration Other – Professional & Legal appropriations increased by \$71,000 (or 23.7%) due to the anticipation of a need for increased legal services needed for a larger amount of redevelopment deals taking place during 2018 when compared to 2017.
- e. 2018 Administration Other – Miscellaneous Administration increased by \$5,160 (or 22.1%) due to anticipated increases in related costs.
- f. Cost of Providing Services – Other – Comm Ed & Rec Cntr appropriations decreased by \$275,000 (or 100%) due to a change in accounting for this amount for budgetary purposes. These amounts are now classified as administration expenses during the current year due to an assessment by Management.
- g. Cost of Providing Services – Other – CDBG Development appropriation decreased by \$1,200,000 (or 66.7%) due to an anticipated decrease in funding by the Federal Government.
- h. Cost of Providing Services – Other – Grant Development Costs decreased by \$832,196 (or 12.0%) due to a decrease in anticipated grant funding from the Federal, State and Local grantors.
- i. Unrestricted Net Position Utilized – Other increased by \$900,000 (or 100%) due to the fact that no unrestricted net position was utilized in the 2017 budget year.

# **2018 Authority Budget**

## **Jersey City Redevelopment Agency**

### **Page N-1 Addendum Page 2 of 2**

2.
  - a. 2018 Other Operating Revenues – Rent/User Fees – Comm Ed & Rec Cntr revenues decreased by \$275,000 (or 100%) due to a change in accounting for this amount for budgetary purposes. These amounts are now classified as Miscellaneous Other Income during the current year due to an assessment by Management. A decrease in the anticipated revenue is due to a more conservative outlook based on past collection.
  - b. Each of the below noted items represent Federal, State and private grant awards to the Agency. The corresponding increase/decrease in the anticipated revenues is a result of changes in funding by the grantors.
    - i. 2018 Other Operating Revenues – Development Grant – CDBG decrease of \$1,800,000 (or 100%)
    - ii. 2018 Other Operating Revenues – Development Grant – EPA decrease of \$192,000 (or 24.2%)
    - iii. 2018 Other Operating Revenues – Development Grant – Tony Hawk decrease of \$25,000 (or 100%)
    - iv. 2018 Other Operating Revenues – Development Grant – HDSRF decrease of \$1,393,656 (or 53.7%)
    - v. 2018 Other Operating Revenues – Development Grant – Green Acres increase of \$953,460 (or 39%)
    - vi. 2018 Other Operating Revenues – Development Grant – Hudson County Open Space increase of \$775,000 (or 106.9%)
    - vii. 2018 Other Operating Revenues – Development Grant – Ryms Realty decrease of \$350,000 (or 100%)
    - viii. 2018 Non-Operating Revenues – JPMorgan Chase Grant decrease of \$60,000 (or 100%)
  - c. 2018 Other Operating Revenues – Miscellaneous Other Income revenues increased by \$23,800 (or 31.2%) due to the reclassification of the 2018 Other Operating Revenues – Rent/User Fees – Comm Ed & Rec Cntr being reclassified to this account in the 2018 budget year.
3. The proposed 2018 budget will have no impact on the local economy.
4. The Agency has budgeted \$900,000 of Unrestricted Net Position to be utilized in the 2018 budget in order balance the budget.
5. Not Applicable.
6. There is no deficit.
7. Not Applicable.

# AUTHORITY CONTACT INFORMATION

## 2018

Please complete the following information regarding this Authority. All information requested below must be completed.

<b>Name of Authority:</b>	Jersey City Redevelopment Agency		
<b>Federal ID Number:</b>	22-6002881		
<b>Address:</b>	66 York Street, 2 <sup>nd</sup> Floor		
<b>City, State, Zip:</b>	Jersey City	NJ	07302
<b>Phone: (ext.)</b>	201-761-0819	<b>Fax:</b>	201-761-0831

<b>Preparer's Name:</b>	Steven D. Wielkatz		
<b>Preparer's Address:</b>	401 Wanaque Avenue		
<b>City, State, Zip:</b>	Pompton Lakes	NJ	07442
<b>Phone: (ext.)</b>	973-835-7900	<b>Fax:</b>	973-835-6631
<b>E-mail:</b>	swielkatz@fwcc-cpa.com		

<b>Chief Executive Officer:</b>	David P. Donnelly, Executive Director		
<b>Phone: (ext.)</b>	201-761-0819	<b>Fax:</b>	201-761-0831
<b>E-mail:</b>	DDonnelly@jcnj.org		

<b>Chief Financial Officer:</b>	Ronald Gardner		
<b>Phone: (ext.)</b>	732-393-1000	<b>Fax:</b>	732-393-1196
<b>E-mail:</b>	rfg@hm-pa.net		

<b>Name of Auditor:</b>	Steven D. Wielkatz		
<b>Name of Firm:</b>	Ferraioli, Wielkatz, Cerullo & Cuva, P.A.		
<b>Address:</b>	401 Wanaque Avenue		
<b>City, State, Zip:</b>	Pompton Lakes	NJ	07442
<b>Phone: (ext.)</b>	973-835-7900	<b>Fax:</b>	973-835-6631
<b>E-mail:</b>	swielkatz@fwcc-cpa.com		

# AUTHORITY INFORMATIONAL QUESTIONNAIRE

## Jersey City Redevelopment Agency

(Name)

FISCAL YEAR: FROM: January 1, 2018 TO: December 31, 2018

Answer all questions below completely and attach additional information as required.

- 1) Provide the number of individuals employed in (Use Most Recent W-3 Available 2016 or 2017) as reported on the Authority's Form W-3, Transmittal of Wage and Tax Statements: 21
- 2) Provide the amount of total salaries and wages as reported on the Authority's Form W-3, (Use Most Recent W-3 Available 2016 or 2017) Transmittal of Wage and Tax Statements: \$1,111,895.98
- 3) Provide the number of regular voting members of the governing body: 7
- 4) Provide the number of alternate voting members of the governing body: 0
- 5) Did any person listed on Page N-4 have a family or business relationship with any other person listed on Page N-4 during the current fiscal year? No If "yes," attach a description of the relationship including the names of the individuals involved and their positions at the Authority.
- 6) Did all individuals that were required to file a Financial Disclosure Statement for the current fiscal year (Most Recent Filing that March 31, 2017 or 2018 deadline has passed 2017 or 2018) because of their relationship with the Authority file the form as required? (Checked to see if individuals actually filed at <http://www.state.nj.us/dca/divisions/dlgs/resources/fds.html> before answering) Yes If "no," provide a list of those individuals who failed to file a Financial Disclosure Statement and an explanation as to the reason for their failure to file.
- 7) Does the Authority have any amounts receivable from current or former commissioners, officers, key employees or highest compensated employees? No If "yes," attach a list of those individuals, their position, the amount receivable, and a description of the amount due to the Authority.
- 8) Was the Authority a party to a business transaction with one of the following parties:
  - a. A current or former commissioner, officer, key employee, or highest compensated employee? No
  - b. A family member of a current or former commissioner, officer, key employee, or highest compensated employee? No
  - c. An entity of which a current or former commissioner, officer, key employee, or highest compensated employee (or family member thereof) was an officer or direct or indirect owner? NoIf the answer to any of the above is "yes," attach a description of the transaction including the name of the commissioner, officer, key employee, or highest compensated employee (or family member thereof) of the Authority; the name of the entity and relationship to the individual or family member; the amount paid; and whether the transaction was subject to a competitive bid process.
- 9) Did the Authority during the most recent fiscal year pay premiums, directly or indirectly, on a personal benefit contract? A personal benefit contract is generally any life insurance, annuity, or endowment contract that benefits, directly or indirectly, the transferor, a member of the transferor's family, or any other person designated by the transferor. No If "yes," attach a description of the arrangement, the premiums paid, and indicate the beneficiary of the contract.
- 10) Explain the Authority's process for determining compensation for all persons listed on Page N-4. Include whether the Authority's process includes any of the following: 1) review and approval by the commissioners or a committee thereof; 2) study or survey of compensation data for comparable positions in similarly sized entities; 3) annual or periodic performance evaluation; 4) independent compensation consultant; and/or 5) written employment contract. **Attach a narrative of your Authorities procedures for all employees.**
- 11) Did the Authority pay for meals or catering during the current fiscal year? Yes If "yes," attach a detailed list of all meals and/or catering invoices for the current fiscal year and provide an explanation for each expenditure listed.

- 12) Did the Authority pay for travel expenses for any employee or individual listed on Page N-4? Yes If "yes," ***attach a detailed list of all travel expenses for the current fiscal year and provide an explanation for each expenditure listed.***
- 13) Did the Authority provide any of the following to or for a person listed on Page N-4 or any other employee of the Authority:
- a. First class or charter travel No
  - b. Travel for companions No
  - c. Tax indemnification and gross-up payments No
  - d. Discretionary spending account No
  - e. Housing allowance or residence for personal use No
  - f. Payments for business use of personal residence No
  - g. Vehicle/auto allowance or vehicle for personal use No
  - h. Health or social club dues or initiation fees No
  - i. Personal services (i.e.: maid, chauffeur, chef) No
- If the answer to any of the above is "yes," attach a description of the transaction including the name and position of the individual and the amount expended.*
- 14) Did the Authority follow a written policy regarding payment or reimbursement for expenses incurred by employees and/or commissioners during the course of Authority business and does that policy require substantiation of expenses through receipts or invoices prior to reimbursement? Yes If "no," ***attach an explanation of the Authority's process for reimbursing employees and commissioners for expenses. (If your authority does not allow for reimbursements indicate that in answer)***
- 15) Did the Authority make any payments to current or former commissioners or employees for severance or termination? No If "yes," ***attach explanation including amount paid.***
- 16) Did the Authority make any payments to current or former commissioners or employees that were contingent upon the performance of the Authority or that were considered discretionary bonuses? No If "yes," ***attach explanation including amount paid.***
- 17) Did the Authority comply with its Continuing Disclosure Agreements for all debt issuances outstanding by submitting its audited annual financial statements, annual operating data, and notice of material events to the Municipal Securities Rulemaking Board's Electronic Municipal Marketplace Access (EMMA) as required? N/A If "no," ***attach a description of the Authority's plan to ensure compliance with its Continuing Disclosure Agreements in the future.***
- 18) Did the Authority receive any notices from the Department of Environmental Protection or any other entity regarding maintenance or repairs required to the Authority's systems to bring them into compliance with current regulations and standards that it has not yet taken action to remediate? N/A If "yes," ***attach explanation as to why the Authority has not yet undertaken the required maintenance or repairs and describe the Authority's plan to address the conditions identified.***
- 19) Did the Authority receive any notices of fines or assessments from the Department of Environmental Protection or any other entity due to noncompliance with current regulations (i.e.: sewer overflow, etc.)? Yes If "yes," ***attach a description of the event or condition that resulted in the fine or assessment and indicate the amount of the fine or assessment.***



# 2018 Authority Budget

## Jersey City Redevelopment Agency

### Page N-3 Addendum Page 1 of 2

#### Page N-3 – Question 10 – Process for Determining Compensation

The Agency considers salaries from other public entities to set a salary scale. Employees are evaluated regularly and may be additionally compensated. When a raise or promotion is considered, the Executive Director will discuss with the Board of Commissioners and they will decide if the raise or promotion is given. In addition, the Executive Director is a contracted employee and raises are part of the contract and certain intervals.

#### Page N-3 – Question 11 – Authority Catering/Meals for 2017

##### January

Development Meeting with Planning – Lunch	\$76.00
---	---------

##### March

Development Meeting – Lunch	\$30.00
-----------------------------	---------

##### April

Development Meeting with Planning – Lunch	\$64.00
---	---------

Staff Development Meeting – Lunch	\$55.00
-----------------------------------	---------

##### May

Journal Square Development Meeting – Lunch	\$63.00
--	---------

Development Meeting with Planning – Lunch	\$78.00
---	---------

APRA Development Meeting – Lunch	\$204.00
----------------------------------	----------

Audit Meeting – Lunch	\$45.00
-----------------------	---------

##### June

MUA Meeting – Lunch	\$118.00
---------------------	----------

##### August

Development Meeting with Planning – Lunch	\$64.00
---	---------

##### September

Affordable Housing Lunch	\$107.00
--------------------------	----------

<b>TOTAL</b>	<b>\$904.00</b>
--------------	-----------------

# **2018 Authority Budget**

## **Jersey City Redevelopment Agency**

### **Page N-3 Addendum Page 1 of 2**

#### **Page N-3 – Question 12 – Travel Expenses for 2017**

##### **January**

Local Finance Board – RAB – Trenton	\$166.00
-------------------------------------	----------

##### **March**

NCARB (National Council of Architects) – New Brunswick	\$50.00
--	---------

##### **April**

EPA Conference – Trenton	\$159.00
--------------------------	----------

##### **May**

ULI Spring Meeting – Seattle, WA	\$1,426.00
----------------------------------	------------

##### **June**

Brownfields Roundtable - Trenton	\$88.00
----------------------------------	---------

##### **August**

PPG Hearing – Newark	\$38.00
----------------------	---------

##### **September**

EDA Meeting – Trenton	\$88.00
-----------------------	---------

##### **October**

EDA Meeting – Trenton	\$92.00
-----------------------	---------

Governor's Conference – Atlantic City	\$2,153.00
---------------------------------------	------------

<b>TOTAL</b>	<b>\$4,260.00</b>
--------------	-------------------

#### **Page N-3 – Question 19 – Assessment from DEP**

The Jersey City Redevelopment Agency has been notified by the DEP of compliance issues relative to the investigation and required clean-up of contaminated sites subject to the SRRA. The JCRA, as a redevelopment agency, is not subject to the mandatory cleanup timelines and will work through the process of assessment and cleanup of sites when development occurs.

**AUTHORITY SCHEDULE OF COMMISSIONERS, OFFICERS, KEY EMPLOYEES,  
HIGHEST COMPENSATED EMPLOYEES AND INDEPENDENT CONTRACTORS**

**Jersey City Redevelopment Agency**

(Name)

**FISCAL YEAR: FROM: January 1, 2018 TO: December 31, 2018**

*Complete the attached table for all persons required to be listed per #1-4 below.*

- 1) List all of the Authority's current commissioners and officers and amount of compensation from the Authority and any other public entities as defined below. Enter zero if no compensation was paid.
- 2) List all of the Authority's key employees and highest compensated employees other than a commissioner or officer as defined below and amount of compensation from the Authority and any other public entities.
- 3) List all of the Authority's former officers, key employees and highest compensated employees who received more than \$100,000 in reportable compensation from the Authority and any other public entities during the most recent fiscal year completed.
- 4) List all of the Authority's former commissioners who received more than \$10,000 in reportable compensation from the Authority and any other public entities during the most recent fiscal year completed.

**Commissioner:** A member of the governing body of the authority with voting rights. Include alternates for purposes of this schedule.

**Officer:** A person elected or appointed to manage the authority's daily operations at any time during the year, such as the chairperson, vice-chairperson, secretary, or treasurer. For the purposes of this schedule, treat the authority's top management official and top financial official as officers. A member of the governing body may be both a commissioner and an officer for the purposes of this schedule.

**Key employee:** An employee or independent contractor of the authority (other than a commissioner or officer) who meets both of the following criteria:

- a) The individual received reportable compensation from the authority and other public entities in excess of \$150,000 for the most recent fiscal year completed; and
- b) The individual has responsibilities or influence over the authority as a whole or has power to control or determine 10% or more of the authority's capital expenditures or operating budget.

**Highest compensated employee:** One of the five highest compensated employees or independent contractors of the authority other than current commissioners, officers, or key employees whose aggregate reportable compensation from the authority and other public entities is greater than \$100,000 for the most recent fiscal year completed.

**Compensation:** All forms of cash and non-cash payments or benefits provided in exchange for services, including salaries and wages, bonuses, severance payments, deferred payments, retirement benefits, fringe benefits, and other financial arrangements or transactions such as personal vehicles, meals, housing, personal and family education benefits, below-market loans, payment of personal or family travel, entertainment, and personal use of the Authority's property. Compensation includes payments and other benefits provided to both employees and independent contractors in exchange for services.

**Reportable compensation:** (Use the Most Recent W-2 available 2017 or 2018. The aggregate compensation that is reported (or is required to be reported) on Form W-2, box 1 or 5, whichever amount is greater, and/or Form 1099-MISC, box 7, for the most recent calendar year ended 60 days before the start of the proposed budget year. For example, for fiscal years ending December 31, 2018, the most recent W-2 and 1099 should be used 2017 or 2016 (60 days prior to start of budget year is November 1, 2017, with 2016 being the most recent calendar year ended), and for fiscal years ending June 30, 2018, the calendar year 2017 W-2 and 1099 should be used (60 days prior to start of budget year is May 1, 2017, with 2017 being the most recent calendar year ended).

**Other Public Entity:** Any municipality, county, local authority, fire district, or other government unit, regardless of whether it is related in any way to the Authority either by function or by physical location.

Authority Schedule of Commissioners, Officers, Key Employees, Highest Compensated Employees and Independent Contractors (Continued)

For the Period January 1, 2018 to Jersey City Redevelopment Agency December 31, 2018

Position (Can Check more than 1 Column for each person) Reportable Compensation from Authority (W-2/1099)

Name	Title	Average Hours per Week Dedicated to Position	Commissioner	Officer	Key Employee	Highest Compensated Employee	Former	Base Salary/ Stipend	Bonus	Other (auto allowance, expense account, payment in lieu of health benefits, etc.)	Estimated amount of other compensation from the Authority (health benefits, pension, etc.)	Total Compensation from Authority	Names of Other Public Entities where Individual is an Employee or Member of the Governing Body (1) See note below	Positions held at Other Public Entities Listed in Column O	Average Hours per Week Dedicated to Positions at Other Public Entities Listed in Column O	Reportable Compensation from Other Public Entities (W-2/1099)	Estimated amount of other compensation from Other Public Entities (health benefits, pension, payment in lieu of health benefits, etc.)	Total Compensation All Public Entities
1 David Donnelly	Executive Director	40	x					\$ 124,408		\$ 5,000	\$ 21,531	\$ 125,408	None	Commissioner	5			\$ 129,408
2 Christopher Fiore	Asst. Exec. Director	40	x					111,704			15,435	133,235	Carteret Redevelopment Authority					133,235
3 Barbara Amato	Assistant to E.D./Sec	40	x					103,990			15,435	119,425	None					119,425
4 Mary Pat Noonan	Project Manager	40	x					103,490			15,435	118,925	None					118,925
5 Diana Jeffrey	Agency Attorney	40	x					132,613			13,333	146,246	None					146,146
6 Benjamin Delisle	Director of Development	40	x					100,401			22,526	122,927	None					122,927
7 Rolando R. Lavarro, Jr.	Chairman	5 x										0	City of Jersey City	Council President	40	38,915		38,915
8 Daniel Rivera	Commissioner	5 x										0	City of Jersey City	Councilman	40	34,437		34,437
9 Douglas Carlucci	Commissioner	5 x										0	City of Jersey City	Analyst	40	80,000		80,000
10 Darwin Ona	Commissioner	5 x										0	County of Hudson	Sheriff's Officer	40	60,000		60,000
11 Evelyn Farmer	Commissioner	5 x										0	None			0		0
12 Erna D. Greene	Commissioner	5 x										0	None			0		0
13 Donald R. Brown	Commissioner	5 x										0	None			0		0
14												0				0		0
15												0				0		0
Total:										\$ 676,606	\$ 88,450	\$ 770,056				\$ 213,352	\$ -	\$ 983,418

(1) Insert "None" in this column for each individual that does not hold a position with another Public Entity

### Schedule of Health Benefits - Detailed Cost Analysis

Jersey City Redevelopment Agency	For the Period	January 1, 2018	to	December 31, 2018
----------------------------------	----------------	-----------------	----	-------------------

Annual Cost		Total Cost		# of Covered		Annual Cost		% Increase	
# of Covered	Estimate per	Estimate	Budget	Members	Current Year	per Employee	Total Prior	Year Cost	(Decrease)
Members (Medical & Rx) Proposed	Employee Proposed	Proposed	Budget	(Medical & Rx)	Current Year	Current Year	Year Cost	(Decrease)	(Decrease)
<b>Active Employees - Health Benefits - Annual Cost</b>									
7	\$ 11,897	\$ 83,279	7	\$ 11,873	\$ 83,111	\$ 168	0.2%		
2	20,863	41,726	1	20,821	20,821	20,905	100.4%		
3	23,793	71,379	3	23,746	71,238	141	0.2%		
2	33,192	66,384	2	33,126	66,252	132	0.2%		
14		(69,239)			(65,395)	(3,844)	5.5%		
		193,529		13	176,027	17,502	9.9%		
<b>Commissioners - Health Benefits - Annual Cost</b>									
0	-	-	0	-	-	-	#DIV/0!		
0	-	-	0	-	-	-	#DIV/0!		
0	-	-	0	-	-	-	#DIV/0!		
0	-	-	0	-	-	-	#DIV/0!		
0	-	-	0	-	-	-	#DIV/0!		
0	-	-	0	-	-	-	#DIV/0!		
<b>Retirees - Health Benefits - Annual Cost</b>									
0	-	-	0	-	-	-	#DIV/0!		
0	-	-	0	-	-	-	#DIV/0!		
0	-	-	0	-	-	-	#DIV/0!		
0	-	-	0	-	-	-	#DIV/0!		
0	-	-	0	-	-	-	#DIV/0!		
0	-	-	0	-	-	-	#DIV/0!		
14		\$ 193,529		13	\$ 176,027	\$ 17,502	9.9%		
<b>GRAND TOTAL</b>									

Is medical coverage provided by the SHBP (Yes or No)? (Place Answer in Box)

Is prescription drug coverage provided by the SHBP (Yes or No)? (Place Answer in Box)

Yes	Yes or No
Yes	Yes or No

**Note: Remember to Enter an amount in rows for Employee Cost Sharing**

**Jersey City Redevelopment Agency**

For the Period

January 1, 2018

to

December 31, 2018

**Complete the below table for the Authority's accrued liability for compensated absences.**

X Box if Authority has no Compensated Absences

[illegible]

**The total Amount Should agree to most recently issued audit report for the Authority**

**Schedule of Accumulated Liability for Compensated Absences**

**Jersey City Redevelopment Agency**

For the Period January 1, 2018 to December 31, 2018

*Complete the below table for the Authority's accrued liability for compensated absences.*

*X Box if Authority has no Compensated Absences*

Individuals Eligible for Benefit	Gross Days of Accumulated Compensated Absences at End of Last Issued Audit Report	Dollar Value of Accrued Compensated Absence Liability	Legal Basis for Benefit		
			Approved Labor Agreement	Resolution	Individual Employment Agreement
Barbara Amato	158	\$ 62,924		X	
Mary Pat Noonan	206	81,825		X	
Mary Ann Kopcha	86	35,288		X	
Christopher Fiore	169	72,372		X	
Benjamin Delisle	117	45,595		X	
David Donnelly	74	35,197			X
Elizabeth Garcia	22	7,123		X	
Robert Napiorski	20	6,258		X	
LaBron Collins	19	4,242		X	
Phillip Orphanidis	9	1,387		X	
Diana Jeffrey	4	1,704		X	
Denise Cicarelli	8	1,560		X	
Jesamil Suazo	2	450		X	
James Waddleton	7	1,078		X	
Maria Ambrossi	6.5	1,365		X	
Sarah Goldfarb	5	1,078		X	
<b>Total liability for accumulated compensated absences at beginning of current year</b>		<b>\$ 359,446</b>			

The total Amount Should agree to most recently issued audit report for the Authority

## Schedule of Shared Service Agreements

For the Period	Jersey City Redevelopment Agency January 1, 2018 to December 31, 2018
----------------	---

**Enter the shared service agreements that the Authority currently engages in and identify the amount that is received/paid for those services.**

[illegible]

**If No Shared Services X this Box**

X



# **2018 AUTHORITY BUDGET**

## **Financial Schedules Section**

2018  
Jersey City  
Redevelopment Agency  
(Name)

AUTHORITY  
CAPITAL  
BUDGET/  
PROGRAM

# SUMMARY

For the Period  
January 1, 2018 to December 31, 2018  
Jersey City Redevelopment Agency

	FY 2018 Proposed Budget						FY 2017 Adopted Budget	\$ Increase (Decrease) Proposed vs. Adopted	% Increase (Decrease) Proposed vs. Adopted
	Redevelopment	N/A	N/A	N/A	N/A	Total All Operations	Total All Operations		
REVENUES								All Operations	All Operations
Total Operating Revenues	\$ 8,350,000	\$ -	\$ -	\$ -	\$ -	\$ 8,350,000	\$ 11,258,396	\$ (2,908,396)	-25.8%
Total Non-Operating Revenues	50,000	-	-	-	-	50,000	110,000	(60,000)	-54.5%
Total Anticipated Revenues	8,400,000	-	-	-	-	8,400,000	11,368,396	(2,968,396)	-26.1%
APPROPRIATIONS									
Total Administration	2,600,000	-	-	-	-	2,600,000	2,361,200	238,800	10.1%
Total Cost of Providing Services	6,700,000	-	-	-	-	6,700,000	9,007,196	(2,307,196)	-25.6%
Total Principal Payments on Debt Service in Lieu of Depreciation	-	-	-	-	-	-	-	-	#DIV/0!
Total Operating Appropriations	9,300,000	-	-	-	-	9,300,000	11,368,396	(2,068,396)	-18.2%
Total Interest Payments on Debt	-	-	-	-	-	-	-	-	#DIV/0!
Total Other Non-Operating Appropriations	-	-	-	-	-	-	-	-	#DIV/0!
Total Non-Operating Appropriations	-	-	-	-	-	-	-	-	#DIV/0!
Accumulated Deficit	-	-	-	-	-	-	-	-	#DIV/0!
Total Appropriations and Accumulated Deficit	9,300,000	-	-	-	-	9,300,000	11,368,396	(2,068,396)	-18.2%
Less: Total Unrestricted Net Position Utilized	900,000	-	-	-	-	900,000	-	900,000	#DIV/0!
Net Total Appropriations	8,400,000	-	-	-	-	8,400,000	11,368,396	(2,968,396)	-26.1%
ANTICIPATED SURPLUS (DEFICIT)	\$ -	\$ -	\$ -	\$ -	\$ -	\$ -	\$ -	\$ -	#DIV/0!

# Revenue Schedule

Jersey City Redevelopment Agency  
For the Period January 1, 2018 to December 31, 2018

	FY 2018 Proposed Budget						FY 2017 Adopted Budget	\$ Increase (Decrease) Proposed vs. Adopted	% Increase (Decrease) Proposed vs. Adopted
	Redevelopment	N/A	N/A	N/A	N/A	N/A	Total All Operations	Total All Operations	All Operations
<b>OPERATING REVENUES</b>									
<b>Service Charges</b>									
Residential							\$ -	\$ -	#DIV/0!
Business/Commercial							-	-	#DIV/0!
Industrial							-	-	#DIV/0!
Intergovernmental							-	-	#DIV/0!
Other							-	-	#DIV/0!
Total Service Charges	-	-	-	-	-	-	-	-	#DIV/0!
<b>Connection Fees</b>									
Residential							-	-	#DIV/0!
Business/Commercial							-	-	#DIV/0!
Industrial							-	-	#DIV/0!
Intergovernmental							-	-	#DIV/0!
Other							-	-	#DIV/0!
Total Connection Fees	-	-	-	-	-	-	-	-	#DIV/0!
<b>Parking Fees</b>									
Meters							-	-	#DIV/0!
Permits							-	-	#DIV/0!
Fines/Penalties							-	-	#DIV/0!
Other							-	-	#DIV/0!
Total Parking Fees	-	-	-	-	-	-	-	-	#DIV/0!
<b>Other Operating Revenues (List)</b>									
Development Fees	550,000						650,000	675,000	(25,000) -3.7%
Rent/User Fees - Comm Ed & Rec Cntr	-						-	275,000	(275,000) -100.0%
Development Grant - CDBG	-						-	1,800,000	(1,800,000) -100.0%
Development Grant - EPA	600,000						600,000	792,000	(192,000) -24.2%
Development Grant - Tony Hawk	-						-	25,000	(25,000) -100.0%
Development Grant - HDSRF	1,200,000						1,200,000	2,593,656	(1,393,656) -53.7%
Development Grant - Green Acres	3,400,000						3,400,000	2,446,540	953,460 39.0%
Development Grant - Hudson County Open Space	1,500,000						1,500,000	725,000	775,000 106.9%
Development Grant - Ryms Realty	-						-	350,000	(350,000) -100.0%
Property Sales	900,000						900,000	1,500,000	(600,000) -40.0%
Miscellaneous Other Income	100,000						100,000	76,200	23,800 31.2%
Total Other Revenue	8,350,000	-	-	-	-	-	8,350,000	11,258,396	(2,908,396) -25.8%
Total Operating Revenues	8,350,000	-	-	-	-	-	8,350,000	11,258,396	(2,908,396) -25.8%
<b>NON-OPERATING REVENUES</b>									
<b>Other Non-Operating Revenues (List)</b>									
JPMorgan Chase Grant							-	60,000	(60,000) -100.0%
Type in							-	-	#DIV/0!
Type in							-	-	#DIV/0!
Type in							-	-	#DIV/0!
Type in							-	-	#DIV/0!
Type in							-	-	#DIV/0!
Total Other Non-Operating Revenue	-	-	-	-	-	-	-	60,000	(60,000) -100.0%
<b>Interest on Investments &amp; Deposits (List)</b>									
Interest Earned	50,000						50,000	50,000	- 0.0%
Penalties							-	-	#DIV/0!
Other							-	-	#DIV/0!
Total Interest	50,000	-	-	-	-	-	50,000	50,000	- 0.0%
Total Non-Operating Revenues	50,000	-	-	-	-	-	50,000	110,000	(60,000) -54.5%
<b>TOTAL ANTICIPATED REVENUES</b>	<b>\$ 8,400,000</b>	<b>\$ -</b>	<b>\$ -</b>	<b>\$ -</b>	<b>\$ -</b>	<b>\$ -</b>	<b>\$ 8,400,000</b>	<b>\$ 11,368,396</b>	<b>\$ (2,968,396) -26.1%</b>

# Prior Year Adopted Revenue Schedule

## Jersey City Redevelopment Agency

FY 2017 Adopted Budget							Total All
	Redevelopment	N/A	N/A	N/A	N/A	N/A	Operations
<b>OPERATING REVENUES</b>							
<i>Service Charges</i>							
Residential							\$ -
Business/Commercial							-
Industrial							-
Intergovernmental							-
Other							-
Total Service Charges	-	-	-	-	-	-	-
<i>Connection Fees</i>							
Residential							-
Business/Commercial							-
Industrial							-
Intergovernmental							-
Other							-
Total Connection Fees	-	-	-	-	-	-	-
<i>Parking Fees</i>							
Meters							-
Permits							-
Fines/Penalties							-
Other							-
Total Parking Fees	-	-	-	-	-	-	-
<i>Other Operating Revenues (List)</i>							
Development Fees	675,000						675,000
Rent/User Fees - Comm Ed & Rec Cntr	275,000						275,000
Development Grant - CDBG	1,800,000						1,800,000
Development Grant - EPA	792,000						792,000
Development Grant - Tony Hawk	25,000						25,000
Development Grant - HDSRF	2,593,656						2,593,656
Development Grant - Green Acres	2,446,540						2,446,540
Development Grant - Hudson County Open Space	725,000						725,000
Development Grant - Ryms Realty	350,000						350,000
Property Sales	1,500,000						1,500,000
Miscellaneous Other Income	76,200						76,200
Total Other Revenue	11,258,396	-	-	-	-	-	11,258,396
Total Operating Revenues	11,258,396	-	-	-	-	-	11,258,396
<b>NON-OPERATING REVENUES</b>							
<i>Other Non-Operating Revenues (List)</i>							
JPMorgan Chase Grant	60,000						60,000
Type in							-
Type in							-
Type in							-
Type in							-
Type in							-
Total Other Non-Operating Revenues	60,000	-	-	-	-	-	60,000
<i>Interest on Investments &amp; Deposits</i>							
Interest Earned	50,000						50,000
Penalties							-
Other							-
Total Interest	50,000	-	-	-	-	-	50,000
Total Non-Operating Revenues	110,000	-	-	-	-	-	110,000
<b>TOTAL ANTICIPATED REVENUES</b>	<b>\$ 11,368,396</b>	<b>\$ -</b>	<b>\$ -</b>	<b>\$ -</b>	<b>\$ -</b>	<b>\$ -</b>	<b>\$ 11,368,396</b>

## Appropriations Schedule

Jersey City Redevelopment Agency

For the Period January 1, 2018 to December 31, 2018

								\$ Increase (Decrease)	% Increase (Decrease)
<b>FY 2018 Proposed Budget</b>							<b>FY 2017 Adopted Budget</b>	<b>Proposed vs. Adopted</b>	<b>Proposed vs. Adopted</b>
	<b>Redevelopment</b>	<b>N/A</b>	<b>N/A</b>	<b>N/A</b>	<b>N/A</b>	<b>Total All Operations</b>	<b>Total All Operations</b>	<b>All Operations</b>	<b>All Operations</b>
<b>OPERATING APPROPRIATIONS</b>									
<i>Administration - Personnel</i>									
Salary & Wages	\$ 1,256,973					\$ 1,256,973	\$ 1,192,100	\$ 64,873	5.4%
Fringe Benefits	520,443					520,443	457,500	62,943	13.8%
Total Administration - Personnel	1,777,416	-	-	-	-	1,777,416	1,649,600	127,816	7.7%
<i>Administration - Other (List)</i>									
Rent & Occupancy	197,366					197,366	178,200	19,166	10.8%
Office Expense	36,500					36,500	35,000	1,500	4.3%
Professional & Legal	371,000					371,000	300,000	71,000	23.7%
Insurance	189,158					189,158	175,000	14,158	8.1%
Miscellaneous Administration*	28,560					28,560	23,400	5,160	22.1%
Total Administration - Other	822,584	-	-	-	-	822,584	711,600	110,984	15.6%
Total Administration	2,600,000	-	-	-	-	2,600,000	2,361,200	238,800	10.1%
<i>Cost of Providing Services - Personnel</i>									
Salary & Wages						-	-	-	#DIV/0!
Fringe Benefits						-	-	-	#DIV/0!
Total COPS - Personnel		-	-	-	-	-	-	-	#DIV/0!
<i>Cost of Providing Services - Other (List)</i>									
Comm Ed & Rec Cntr - Expenses	-					-	275,000	(275,000)	-100.0%
CDBG Development	600,000					600,000	1,800,000	(1,200,000)	-66.7%
Other Grant Development Costs	6,100,000					6,100,000	6,932,196	(832,196)	-12.0%
Type in Description						-	-	-	#DIV/0!
Miscellaneous COPS*						-	-	-	#DIV/0!
Total COPS - Other	6,700,000	-	-	-	-	6,700,000	9,007,196	(2,307,196)	-25.6%
Total Cost of Providing Services	6,700,000	-	-	-	-	6,700,000	9,007,196	(2,307,196)	-25.6%
Total Principal Payments on Debt Service in Lieu of Depreciation		-	-	-	-	-	-	-	#DIV/0!
Total Operating Appropriations	9,300,000	-	-	-	-	9,300,000	11,368,396	(2,068,396)	-18.2%
<b>NON-OPERATING APPROPRIATIONS</b>									
Total Interest Payments on Debt		-	-	-	-	-	-	-	#DIV/0!
Operations & Maintenance Reserve							-	-	#DIV/0!
Renewal & Replacement Reserve							-	-	#DIV/0!
Municipality/County Appropriation							-	-	#DIV/0!
Other Reserves							-	-	#DIV/0!
Total Non-Operating Appropriations		-	-	-	-	-	-	-	#DIV/0!
TOTAL APPROPRIATIONS	9,300,000	-	-	-	-	9,300,000	11,368,396	(2,068,396)	-18.2%
ACCUMULATED DEFICIT									#DIV/0!
TOTAL APPROPRIATIONS & ACCUMULATED DEFICIT	9,300,000	-	-	-	-	9,300,000	11,368,396	(2,068,396)	-18.2%
<b>UNRESTRICTED NET POSITION UTILIZED</b>									
Municipality/County Appropriation		-	-	-	-	-	-	-	#DIV/0!
Other	900,000					900,000		900,000	#DIV/0!
Total Unrestricted Net Position Utilized	900,000	-	-	-	-	900,000		900,000	#DIV/0!
TOTAL NET APPROPRIATIONS	\$ 8,400,000	\$ -	\$ -	\$ -	\$ -	\$ 8,400,000	\$ 11,368,396	\$ (2,968,396)	-26.1%

\* Miscellaneous line items may not exceed 5% of total operating appropriations shown below. If amount in miscellaneous is greater than the amount shown below, then the line item must be itemized above.

5% of Total Operating Appropriations	\$ 465,000.00	\$ -	\$ -	\$ -	\$ -	\$ -	#####
--------------------------------------	---------------	------	------	------	------	------	-------

# Prior Year Adopted Appropriations Schedule

## Jersey City Redevelopment Agency

FY 2017 Adopted Budget							Total All
	Redevelopment	N/A	N/A	N/A	N/A	N/A	Operations
<b>OPERATING APPROPRIATIONS</b>							
<i>Administration - Personnel</i>							
Salary & Wages	\$ 1,192,100						\$ 1,192,100
Fringe Benefits	457,500						457,500
Total Administration - Personnel	1,649,600	-	-	-	-	-	1,649,600
<i>Administration - Other (List)</i>							
Rent & Occupancy	178,200						178,200
Office Expense	35,000						35,000
Professional & Legal	300,000						300,000
Insurance	175,000						175,000
Miscellaneous Administration*	23,400						23,400
Total Administration - Other	711,600	-	-	-	-	-	711,600
Total Administration	2,361,200	-	-	-	-	-	2,361,200
<i>Cost of Providing Services - Personnel</i>							
Salary & Wages							-
Fringe Benefits							-
Total COPS - Personnel	-	-	-	-	-	-	-
<i>Cost of Providing Services - Other (List)</i>							
Comm Ed & Rec Cntr - Expenses	275,000						275,000
CDBG Development	1,800,000						1,800,000
Other Grant Development Costs	6,932,196						6,932,196
Type In Description							-
Miscellaneous COPS*							-
Total COPS - Other	9,007,196	-	-	-	-	-	9,007,196
Total Cost of Providing Services	9,007,196	-	-	-	-	-	9,007,196
Total Principal Payments on Debt Service in Lieu of Depreciation	-	-	-	-	-	-	-
Total Operating Appropriations	11,368,396	-	-	-	-	-	11,368,396
<b>NON-OPERATING APPROPRIATIONS</b>							
Total Interest Payments on Debt	-	-	-	-	-	-	-
Operations & Maintenance Reserve							-
Renewal & Replacement Reserve							-
Municipality/County Appropriation							-
Other Reserves							-
Total Non-Operating Appropriations	-	-	-	-	-	-	-
<b>TOTAL APPROPRIATIONS</b>	11,368,396	-	-	-	-	-	11,368,396
<b>ACCUMULATED DEFICIT</b>							
<b>TOTAL APPROPRIATIONS &amp; ACCUMULATED DEFICIT</b>	11,368,396	-	-	-	-	-	11,368,396
<b>UNRESTRICTED NET POSITION UTILIZED</b>							
Municipality/County Appropriation	-	-	-	-	-	-	-
Other							-
Total Unrestricted Net Position Utilized	-	-	-	-	-	-	-
<b>TOTAL NET APPROPRIATIONS</b>	\$ 11,368,396	\$ -	\$ -	\$ -	\$ -	\$ -	\$ 11,368,396

\* Miscellaneous line items may not exceed 5% of total operating appropriations shown below. If amount in miscellaneous is greater than the amount shown below, then the line item must be itemized above.

5% of Total Operating Appropriations \$ 568,419.80 \$ - \$ - \$ - \$ - \$ - \$ 568,419.80







# Net Position Reconciliation

Jersey City Redevelopment Agency

For the Period

January 1, 2018

to

December 31, 2018

## FY 2018 Proposed Budget

	Redevelopment	N/A	N/A	N/A	N/A	N/A	Total All Operations
<b>TOTAL NET POSITION BEGINNING OF LATEST AUDIT REPORT YEAR(1)</b>	\$ 41,197,665						\$ 41,197,665
Less: Invested in Capital Assets, Net of Related Debt (1)	35,800,897						35,800,897
Less: Restricted for Debt Service Reserve (1)							-
Less: Other Restricted Net Position (1)	941,492						941,492
Total Unrestricted Net Position (1)	4,455,276	-	-	-	-	-	4,455,276
Less: Designated for Non-Operating Improvements & Repairs							-
Less: Designated for Rate Stabilization							-
Less: Other Designated by Resolution							-
Plus: Accrued Unfunded Pension Liability (1)							-
Plus: Accrued Unfunded Other Post-Employment Benefit Liability (1)	2,367,208						2,367,208
Plus: Estimated Income (Loss) on Current Year Operations (2)							-
Plus: Other Adjustments (attach schedule)	411,540						411,540
<b>UNRESTRICTED NET POSITION AVAILABLE FOR USE IN PROPOSED BUDGET</b>	7,234,024	-	-	-	-	-	7,234,024
Unrestricted Net Position Utilized to Balance Proposed Budget	900,000	-	-	-	-	-	900,000
Unrestricted Net Position Utilized in Proposed Capital Budget	-	-	-	-	-	-	-
Appropriation to Municipality/County (3)	-	-	-	-	-	-	-
Total Unrestricted Net Position Utilized in Proposed Budget	900,000	-	-	-	-	-	900,000
<b>PROJECTED UNRESTRICTED UNDESIGNATED NET POSITION AT END OF YEAR</b>							
Last issued Audit Report (4)	\$ 6,334,024	\$ -	\$ -	\$ -	\$ -	\$ -	\$ 6,334,024

(1) Total of all operations for this line item must agree to audited financial statements.

(2) Include budgeted and unbudgeted use of unrestricted net position in the current year's operations.

(3) Amount may not exceed 5% of total operating appropriations. See calculation below.

Maximum Allowable Appropriation to Municipality/County \$ 465,000 \$ - \$ - \$ - \$ - \$ - \$ 465,000  
 (4) If Authority is projecting a deficit for any operation at the end of the budget period, the Authority must attach a statement explaining its plan to reduce the deficit, including the timeline for elimination of the deficit, if not already detailed in the budget narrative section.

# 2018 CERTIFICATION OF AUTHORITY CAPITAL BUDGET/PROGRAM

## Jersey City Redevelopment Agency


(Name)

FISCAL YEAR: FROM: January 1, 2018 TO: December 31, 2018

[ ] It is hereby certified that the Authority Capital Budget/Program annexed hereto is a true copy of the Capital Budget/Program approved, pursuant to N.J.A.C. 5:31-2.2, along with the Annual Budget, by the governing body of the Jersey City Redevelopment Agency, on the \_\_\_\_\_ day of \_\_\_\_\_.

OR

[X] It is hereby certified that the governing body of the Jersey City Redevelopment Agency have elected **NOT** to adopt a Capital Budget /Program for the aforesaid fiscal year, pursuant to N.J.A.C. 5:31-2.2 for the following reason(s): **The Agency does not intend to undertake any capital projects during 2018.**

Officer's Signature:			
Name:	David P. Donnelly		
Title:	Executive Director		
Address:	66 York Street, 2 <sup>nd</sup> Floor Jersey City, NJ 07302		
Phone Number:	201-761-0819	Fax Number:	201-761-0831
E-mail address	DDonnelly@jcnj.org		

# 2018 CAPITAL BUDGET/PROGRAM MESSAGE

## Jersey City Redevelopment Agency

(Name)

FISCAL YEAR: FROM: January 1, 2018 TO: December 31, 2018

1. Has each municipality or county affected by the actions of the authority participated in the development of the capital plan and reviewed or approved the plans or projects included within the Capital Budget/Program?

Not Applicable

2. Has each capital project/project financing been developed from a specific capital improvement plan or report; does it include full lifecycle costs; and is it consistent with appropriate elements of Master Plans or other plans in the jurisdiction(s) served by the authority?

Not Applicable

3. Has a long-term (10-20 years) infrastructure needs assessment or other capital plan with a horizon beyond six years been prepared?

Not Applicable

4. Describe the projected impact of the proposed capital projects, including impact on the schedule of rates, fees, and service charges and the impact on current and future year's schedules.

Not Applicable

5. Please indicate which capital projects/project financings are being undertaken in the Metropolitan or Suburban Planning Areas as defined in the State Development and Redevelopment Plan.

Not Applicable

6. Please indicate which capital projects/project financings are being undertaken within the boundary of a State Planning Commission-designated Center and/or Endorsed Plan and if the project was included in the Plan Implementation Agenda for that Center/Endorsed Plan.

Not Applicable

*Add additional sheets if necessary.*

# Proposed Capital Budget

Jersey City Redevelopment Agency  
For the Period January 1, 2018 to December 31, 2018

		Funding Sources				
	Estimated Total Cost	Unrestricted Net Position Utilized	Renewal & Replacement Reserve	Debt Authorization	Capital Grants	Other Sources
<b>Redevelopment</b>						
Type in Description	\$ -	NONE				
Type in Description	-					
Type in Description	-					
Type in Description	-					
Total	-	-	-	-	-	-
<b>N/A</b>						
Type in Description	-					
Type in Description	-					
Type in Description	-					
Type in Description	-					
Total	-	-	-	-	-	-
<b>N/A</b>						
Type in Description	-					
Type in Description	-					
Type in Description	-					
Type in Description	-					
Total	-	-	-	-	-	-
<b>N/A</b>						
Type in Description	-					
Type in Description	-					
Type in Description	-					
Type in Description	-					
Total	-	-	-	-	-	-
<b>N/A</b>						
Type in Description	-					
Type in Description	-					
Type in Description	-					
Type in Description	-					
Total	-	-	-	-	-	-
<b>N/A</b>						
Type in Description	-					
Type in Description	-					
Type in Description	-					
Type in Description	-					
Total	-	-	-	-	-	-
<b>N/A</b>						
Type in Description	-					
Type in Description	-					
Type in Description	-					
Type in Description	-					
Total	-	-	-	-	-	-
<b>TOTAL PROPOSED CAPITAL BUDGET</b>	<b>\$ -</b>	<b>\$ -</b>	<b>\$ -</b>	<b>\$ -</b>	<b>\$ -</b>	<b>\$ -</b>

Enter brief description of up to four projects for each operation above. For operations with more than four budgeted projects, please attach additional schedules. Input total amount of all projects for the operation on single line and enter "See Attached Schedule" instead of project description.

# 5 Year Capital Improvement Plan

Jersey City Redevelopment Agency  
For the Period January 1, 2018 to December 31, 2018

Fiscal Year Beginning in

	Estimated Total Cost	Current Budget Year 2018	2019	2020	2021	2022	2023
<i>Redevelopment</i>							
Type in Description	\$ -	\$ -	NONE				
Type in Description	-	-					
Type in Description	-	-					
Type in Description	-	-					
Total	-	-	-	-	-	-	-
<i>N/A</i>							
Type in Description	-	-					
Type in Description	-	-					
Type in Description	-	-					
Type in Description	-	-					
Total	-	-	-	-	-	-	-
<i>N/A</i>							
Type in Description	-	-					
Type in Description	-	-					
Type in Description	-	-					
Type in Description	-	-					
Total	-	-	-	-	-	-	-
<i>N/A</i>							
Type in Description	-	-					
Type in Description	-	-					
Type in Description	-	-					
Type in Description	-	-					
Total	-	-	-	-	-	-	-
<i>N/A</i>							
Type in Description	-	-					
Type in Description	-	-					
Type in Description	-	-					
Type in Description	-	-					
Total	-	-	-	-	-	-	-
<i>N/A</i>							
Type in Description	-	-					
Type in Description	-	-					
Type in Description	-	-					
Type in Description	-	-					
Total	-	-	-	-	-	-	-
<b>TOTAL</b>	<b>\$ -</b>	<b>\$ -</b>	<b>\$ -</b>	<b>\$ -</b>	<b>\$ -</b>	<b>\$ -</b>	<b>\$ -</b>

Project descriptions entered on Page CB-3 will carry forward to Pages CB-4 and CB-5. No need to re-enter project descriptions above.

# 5 Year Capital Improvement Plan Funding Sources

## Jersey City Redevelopment Agency

For the Period January 1, 2018 to December 31, 2018

	Estimated Total Cost	Funding Sources				
		Unrestricted Net Position Utilized	Renewal & Replacement Reserve	Debt Authorization	Capital Grants	Other Sources
<b>Redevelopment</b>						
Type in Description	\$ -	NONE				
Type in Description	-					
Type in Description	-					
Type in Description	-					
Total	-	-	-	-	-	-
<b>N/A</b>						
Type in Description	-					
Type in Description	-					
Type in Description	-					
Type in Description	-					
Total	-	-	-	-	-	-
<b>N/A</b>						
Type in Description	-					
Type in Description	-					
Type in Description	-					
Type in Description	-					
Total	-	-	-	-	-	-
<b>N/A</b>						
Type in Description	-					
Type in Description	-					
Type in Description	-					
Type in Description	-					
Total	-	-	-	-	-	-
<b>N/A</b>						
Type in Description	-					
Type in Description	-					
Type in Description	-					
Type in Description	-					
Total	-	-	-	-	-	-
<b>N/A</b>						
Type in Description	-					
Type in Description	-					
Type in Description	-					
Type in Description	-					
Total	-	-	-	-	-	-
<b>N/A</b>						
Type in Description	-					
Type in Description	-					
Type in Description	-					
Type in Description	-					
Total	-	-	-	-	-	-
<b>TOTAL</b>	\$ -	\$ -	\$ -	\$ -	\$ -	\$ -
Total 5 Year Plan per CB-4	\$ -					
Balance check		- If amount is other than zero, verify that projects listed above match projects listed on CB-4.				

Project descriptions entered on Page CB-3 will carry forward to Pages CB-4 and CB-5. No need to re-enter project descriptions above.